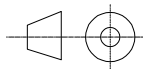









# 400/230 KV NORTHERN SITE INTERFACE S/S

## GENERAL LAYOUT & SECTIONS

F		E.B	1404/01	ACC TO LET NO.1403/179502/68490
E		E.B	1403/12	ACC TO LET NO.1403/179502/42526
D		E.B	1403/08	ACC TO LET NO.1403/179502/27763
C		E.B	1403/05	REVISE.1
REV.	VERIFIED	DRAWN	DATE	DESCRIPTION
		DATE:	NAME:	SCALE: –
				STANDARD:
DRAWN	1404/01	E.BARZEGAR		SUBJECT:  400/230 KV NORTHERN SITE INTERFACE S/S  GENERAL LAYOUT & SECTIONS
DESIGNED	1404/01	E.BARZEGAR		
CHECKED	1404/01	E.BARZEGAR		
APPROVED	1404/01	M.DANESHPOU		
CONTRACT NO:				DRAWING NO: 784301-TV-4-AS-2-KKK-3-EHV-009-1
CONSULTANT:		CONTRACTOR:		CLIENT:
				
GHODS NIROO ENGINEERING COMPANY (G.N.E.C)		MOHAM SHARGH CO.		P.G.M.I.S.E.Z
CONSU. REF:			CONT. REF:	CLIEN REF:

1		2		3		4		5		6		7		8	
A															A
B															B
C															C
D															D
E															E
F															F

Page	Description	Revision						
		Z	A	B	C	D	E	F
0	COVER SHEET	✓	✓	✓	✓	✓	✓	✓
1	LIST OF CONTENTS	✓	✓	✓	✓	✓	✓	✓
2	SITE PLAN	✓	✓	✓	✓	✓	✓	✓
3	GENERAL LAYOUT	✓	✓	✓	✓	✓	✓	✓
4	400 KV SIDE LAYOUT	✓	✓	✓	✓	✓	✓	✓
5	230 KV INCOMING LAYOUT	✓	✓	✓	✓	✓	✓	✓
6	230 KV SIDE LAYOUT	✓	✓	✓	✓	✓	✓	✓
7	SECTION A1–A1	✓	✓	✓	✓	✓	✓	✓
8	SECTION B1–B1	✓	✓	✓	✓	✓	✓	✓
9	SECTION C1–C1	✓	✓	✓	✓	✓	✓	✓
10	SECTION D1–D1	✓	✓	✓	✓	✓	✓	✓
11	SECTION E1–E1	✓	✓	✓	✓	✓	✓	✓
12	SECTION F1–F1	✓	✓	✓	✓	✓	✓	✓
13	SECTION G1–G1	✓	✓	✓	✓	✓	✓	✓
14	SECTION H1–H1	✓	✓	✓	✓	✓	✓	✓
15	SECTION I1–I1 & J1–J1 & K1–K1	✓	✓	✓	✓	✓	✓	✓
16	SECTION L1–L1 & M1–M1 & N1–N1	✓	✓	✓	✓	✓	✓	✓
17	SECTION O1–O1 & P1–P1 & Q1–Q1	✓	✓	✓	✓	✓	✓	✓
18	SECTION A2–A2	✓	✓	✓	✓	✓	✓	✓
19	SECTION B2–B2	✓	✓	✓	✓	✓	✓	✓
20	SECTION C2–C2	✓	✓	✓	✓	✓	✓	✓
21	SECTION A3–A3	✓	✓	✓	✓	✓	✓	✓
22	SECTION B3–B3	✓	✓	✓	✓	✓	✓	✓
23	SECTION C3–C3	✓	✓	✓	✓	✓	✓	✓
24	SECTION D3–D3		✓	✓	✓	✓	✓	✓
25	SECTION E3–E3			✓	✓	✓	✓	✓
26	SECTION F3–F3			✓	✓	✓	✓	✓
27	SECTION G3–G3			✓	✓	✓	✓	✓
28	SECTION H3–H3 & I3–I3				✓	✓	✓	✓
29	SECTION J3–J3 & K3–K3					✓	✓	✓
30	SECTION L3–L3					✓	✓	✓

F	1403/179502/68490	04/01	<div>Consultant:</div> <div></div> <div>GHODS NIROO ENGINEERING COMPANY (G.N.E.C)</div>	<div>Employer:</div> <div></div> <div>P.G.M.I.S.E.Z</div>	<div>Contractor:</div> <div></div> <div>MOHAM SHARGH CO.</div>		Name	Date	Title:	Project:	Scale: —
E	1403/179502/42526	03/12				DRAWN	E.BARZEGAR	1404/01			
D	1403/179502/27763	03/08				DESIGNED	E.BARZEGAR	1404/01			Size: <b>A3</b>
C	REVISE.1	03/05				CHECKED	E.BARZEGAR	1404/01			Sheet: 1
REV	Description.	DATE				APPROVED	M.DANESHPOU	1404/01	DWG NO: 784301-TV-4-AS-2-KKK-3-EHV-009-1	Contract No:	Next: 2



# نیروگاه 1000 مگاواتی مجتمع فولاد کاوه

S=17.25 HA

CGS

تاسیسات گاز صبا فولاد

پست 400.230 منطقه ویژه

A X=412358.409  
Y=3007154.515

B X=412133.002  
Y=3006846.433

5 X=412173.355  
Y=3006816.909

7 X=412364.170  
Y=3007151.545

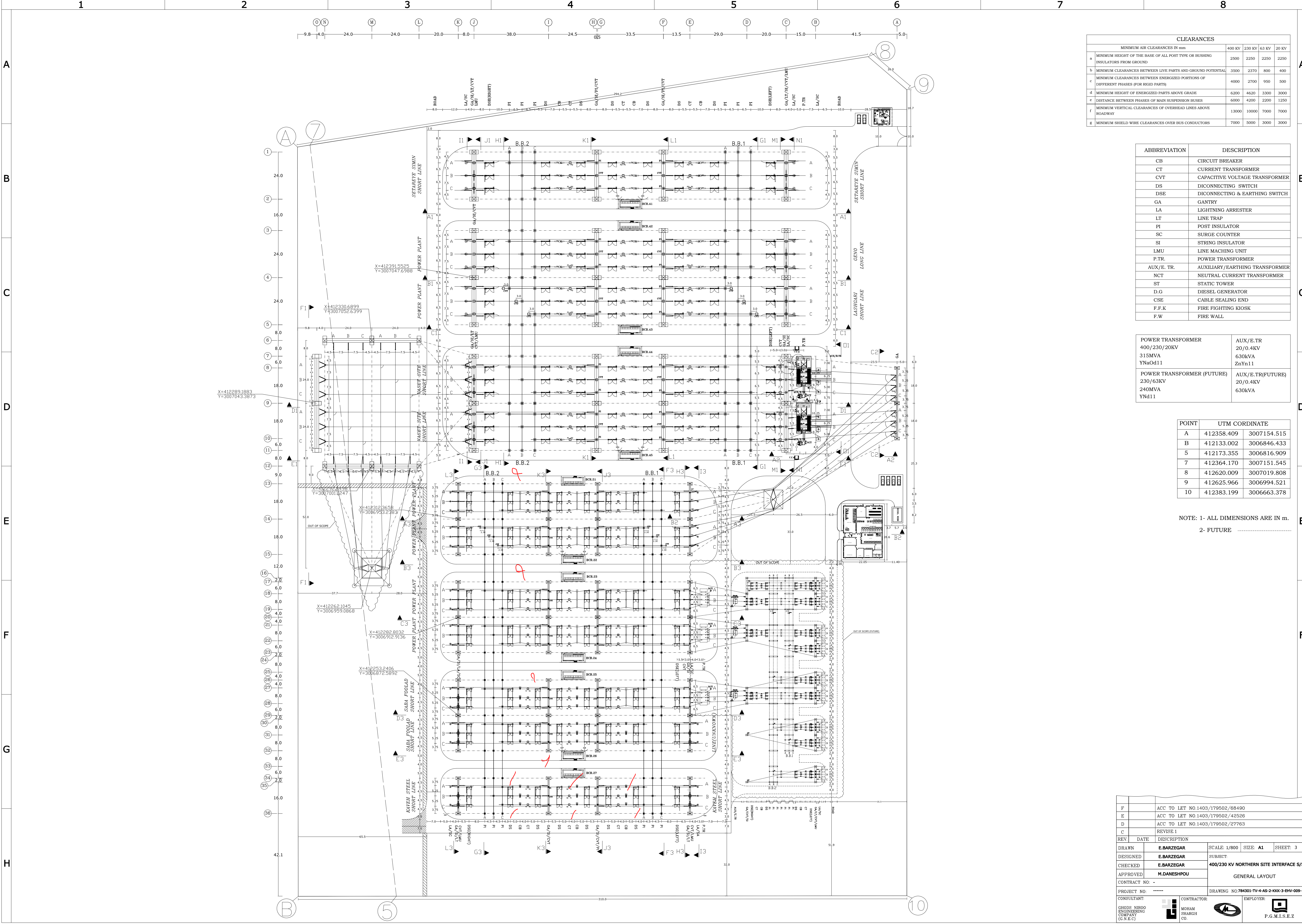
8 X=412620.009  
Y=3007019.808

9 X=412625.966  
Y=3006994.521

10 X=412383.199  
Y=3006663.378

F	ACC TO LET NO.1403/179502/68490			
E	ACC TO LET NO.1403/179502/42526			
D	ACC TO LET NO.1403/179502/27763			
C	REVISE.1			
REV.	DATE	DESCRIPTION		
DRAWN	E.BARZEGAR	SCALE: 1/1200	SIZE: A1	SHEET: 2
DESIGNED	E.BARZEGAR	SUBJECT:		
CHECKED	E.BARZEGAR	400/230 KV NORTHERN SITE INTERFACE S/S		
APPROVED	M.DANESHPOU	SITE PLAN		
CONTRACT NO:	-			
PROJECT NO:	-----	DRAWING NO.784301-TV-4-AS-2-KKK-3-EHV-009-1		
CONSULTANT:	GHODS NIROO ENGINEERING COMPANY (G.N.E.C)	CONTRACTOR:	MOHAM SHARGH CO.	EMPLOYER:
				P.G.M.I.S.E.Z








CLEARANCES					
MINIMUM AIR CLEARANCES IN mm					
	400 KV	230 KV	63 KV	20 KV	
a	MINIMUM HEIGHT OF THE BASE OF ALL POST TYPE OR BUSHING INSULATORS FROM GROUND	2500	2250	2250	2250
b	MINIMUM CLEARANCES BETWEEN LIVE PARTS AND GROUND POTENTIAL	3500	2370	800	400
c	MINIMUM CLEARANCES BETWEEN ENERGIZED PORTIONS OF DIFFERENT PHASES (FOR RIGID PARTS)	4000	2700	950	500
d	MINIMUM HEIGHT OF ENERGIZED PARTS ABOVE GRADE	6200	4620	3300	3000
e	DISTANCE BETWEEN PHASES OF MAIN SUSPENSION BUSES	6000	4200	2200	1250
f	MINIMUM VERTICAL CLEARANCES OF OVERHEAD LINES ABOVE ROADWAY	13000	10000	7000	7000
g	MINIMUM SHIELD WIRE CLEARANCES OVER BUS CONDUCTORS	7000	5000	3000	3000

ABBREVIATION	DESCRIPTION
CB	CIRCUIT BREAKER
CT	CURRENT TRANSFORMER
CVT	CAPACITIVE VOLTAGE TRANSFORMER
DS	DICONECTING SWITCH
DSE	DICONECTING & EARTHING SWITCH
GA	GANTRY
LA	LIGHTNING ARRESTER
LT	LINE TRAP
PI	POST INSULATOR
SC	SURGE COUNTER
SI	STRING INSULATOR
LMU	LINE MACHING UNIT
P.TR.	POWER TRANSFORMER
AUX/E. TR.	AUXILIARY /EARTHING TRANSFORMER
NCT	NEUTRAL CURRENT TRANSFORMER
ST	STATIC TOWER
D.G	DIESEL GENERATOR
CSE	CABLE SEALING END
F.F.K	FIRE FIGHTING KIOSK
F.W	FIRE WALL

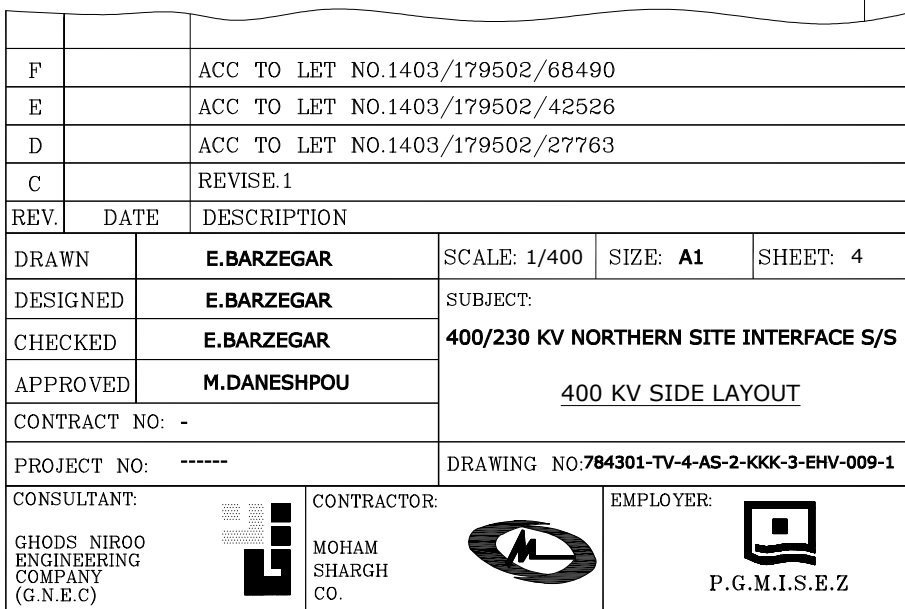
POWER TRANSFORMER 400/230/20KV 315MVA YNad11	AUX/E.TR 20/0.4KV 630kVA ZnYn11
POWER TRANSFORMER (FUTURE) 230/63KV 240MVA YNd11	AUX/E.TR(FUTURE) 20/0.4KV 630kVA

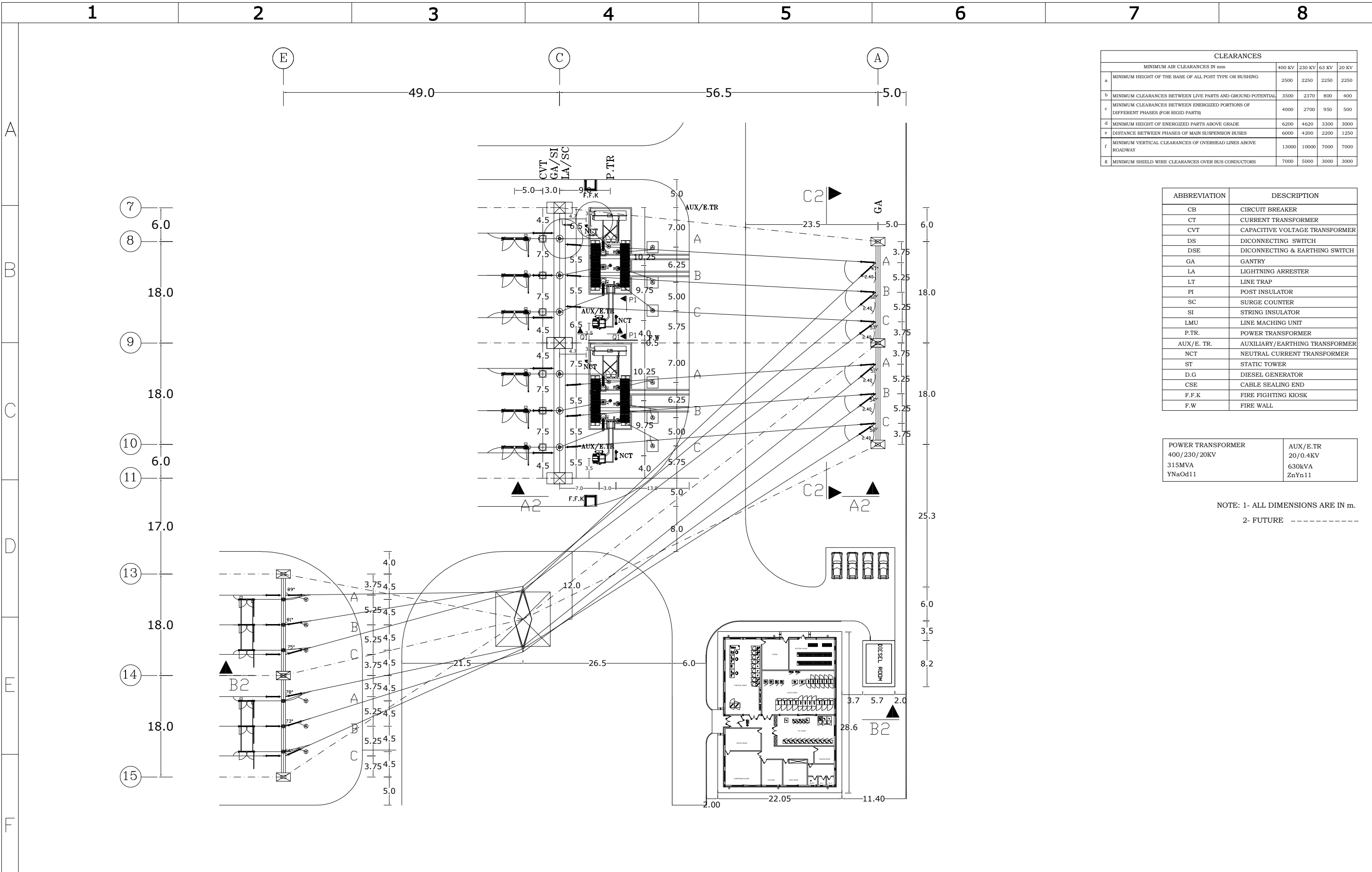
POINT	UTM COORDINATE	
A	412358.409	3007154.515
B	412133.002	3006846.433
5	412173.355	3006816.909
7	412364.170	3007151.545
8	412620.009	3007019.808
9	412625.966	3006994.521
10	412383.199	3006663.378

NOTE: 1- ALL DIMENSIONS ARE IN m.  
2- FUTURE -----

F		ACC TO LET NO.1403/179502/68490		
E		ACC TO LET NO.1403/179502/42526		
D		ACC TO LET NO.1403/179502/27763		
C		REVISE I		
REV.	DATE	DESCRIPTION		
DRAWN		E.BARZEGAR	SCALE: 1/800	SIZE: A1
DESIGNED		E.BARZEGAR	SUBJECT	SHEET: 3
CHECKED		E.BARZEGAR	400/230 KV NORTHERN SITE INTERFACE S/	
APPROVED		M.DANESHPOU	GENERAL LAYOUT	
CONTRACT NO. :-				
PROJECT NO. :-----			DRAWING NO.784301-TV-4-AS-2-KKK-3-BHV-00P-	
CONSULTANT:		CONTRACTOR:	EMPLOYER:	
GHODS NIROO ENGINEERING COMPANY (G.N.E.C)		 MOHAM SHARGH CO.		 P.G.M.I.S.E.Z







CLEARANCES					
MINIMUM AIR CLEARANCES IN mm					
	400 KV	230 KV	63 KV	20 KV	
a	2500	2250	2250	2250	MINIMUM HEIGHT OF THE BASE OF ALL POST TYPE OR BUSHING
b	3500	2370	800	400	MINIMUM CLEARANCES BETWEEN LIVE PARTS AND GROUND POTENTIAL
c	4000	2700	950	500	MINIMUM CLEARANCES BETWEEN ENERGIZED PORTIONS OF DIFFERENT PHASES (FOR RIGID PARTS)
d	6200	4620	3300	3000	MINIMUM HEIGHT OF ENERGIZED PARTS ABOVE GRADE
e	6000	4200	2200	1250	DISTANCE BETWEEN PHASES OF MAIN SUSPENSION BUSES
f	13000	10000	7000	7000	MINIMUM VERTICAL CLEARANCES OF OVERHEAD LINES ABOVE ROADWAY
g	7000	5000	3000	3000	MINIMUM SHIELD WIRE CLEARANCES OVER BUS CONDUCTORS

ABBREVIATION	DESCRIPTION
CB	CIRCUIT BREAKER
CT	CURRENT TRANSFORMER
CVT	CAPACITIVE VOLTAGE TRANSFORMER
DS	DICONECTING SWITCH
DSE	DICONECTING & EARTHING SWITCH
GA	GANTRY
LA	LIGHTNING ARRESTER
LT	LINE TRAP
PI	POST INSULATOR
SC	SURGE COUNTER
SI	STRING INSULATOR
LMU	LINE MACHING UNIT
P.T.R.	POWER TRANSFORMER
AUX/E. TR.	AUXILIARY/ EARTHING TRANSFORMER
NCT	NEUTRAL CURRENT TRANSFORMER
ST	STATIC TOWER
D.G	DIESEL GENERATOR
CSE	CABLE SEALING END
F.F.K	FIRE FIGHTING KIOSK
F.W	FIRE WALL

POWER TRANSFORMER 400/230/20KV 315MVA YNaOd11	AUX/E.TR 20/0.4KV 630kVA ZnYn11
--	--

NOTE: 1- ALL DIMENSIONS ARE IN m.  
2- FUTURE -----

F	1403/179502/68490	04/01	<b>Consultant:</b> 	<b>Employer:</b> 	<b>Contractor:</b> 		<b>Name</b>	<b>Date</b>	<b>Title:</b>  230 KV INCOMING LAYOUT	<b>Project:</b> 400/230 KV NORTHERN SITE INTERFACE S/S	Scale: 1/600
E	1403/179502/42526	03/12				DRAWN	E.BARZEGAR	1404/01			Size: <b>A3</b>
D	1403/179502/27763	03/08				DESIGNED	E.BARZEGAR	1404/01		Project No:	Sheet: 5
C	REVISE.1	03/05				CHECKED	E.BARZEGAR	1404/01			Next: 6
REV	Description.	DATE	GHODS NIROO ENGINEERING COMPANY (G.N.E.C)	P.G.M.I.S.E.Z	MOHAM SHARGH CO.	APPROVED	M.DANESHPOU	1404/01	DWG NO: 784301-TV-4-AS-2-KKK-3-EHV-009-1	Contract No:	



A

B

C


D

E

F

G

H



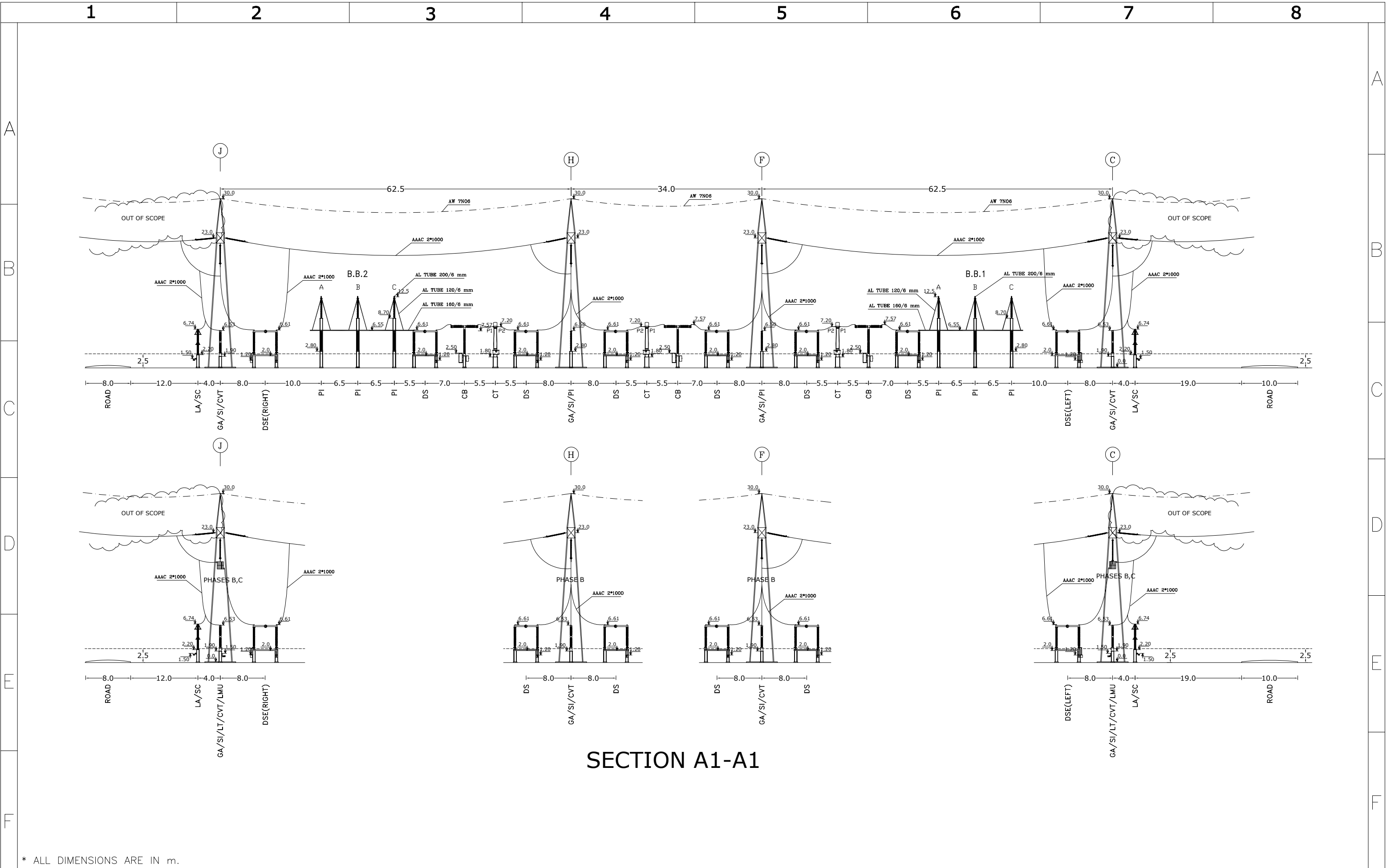
CLEARANCES				
MINIMUM AIR CLEARANCES IN mm		400 KV	230 KV	20 KV
a	MINIMUM HEIGHT OF THE BASE OF ALL POST TYPE OR BUSHING INSULATORS FROM GROUND	2500	2250	2250
b	MINIMUM CLEARANCES BETWEEN LIVE PARTS AND GROUND POTENTIAL	3500	2370	400
c	MINIMUM CLEARANCES BETWEEN ENERGIZED PORTIONS OF DIFFERENT PHASES (FOR RIGID PARTS)	4000	2700	500
d	MINIMUM HEIGHT OF ENERGIZED PARTS ABOVE GRADE	6200	4620	3000
e	DISTANCE BETWEEN PHASES OF MAIN SUSPENSION BUSES	6000	4200	1250
f	MINIMUM VERTICAL CLEARANCES OF OVERHEAD LINES ABOVE ROADWAY	13000	10000	7000
g	MINIMUM SHIELD WIRE CLEARANCES OVER BUS CONDUCTORS	7000	5000	3000

ABBREVIATION	DESCRIPTION
CB	CIRCUIT BREAKER
CT	CURRENT TRANSFORMER
CVT	CAPACITIVE VOLTAGE TRANSFORMER
DS	DICONECTING SWITCH
DSE	DICONECTING & EARTHING SWITCH
GA	GANTRY
LA	LIGHTNING ARRESTER
LT	LINE TRAP
PI	POST INSULATOR
SC	SURGE COUNTER
SI	STRING INSULATOR
LMU	LINE MACHING UNIT
P.T.R	POWER TRANSFORMER
AUX/E. TR.	AUXILIARY/EARTHING TRANSFORMER
NCT	NEUTRAL CURRENT TRANSFORMER
ST	STATIC TOWER
D.G	DIESEL GENERATOR
CSE	CABLE SEALING END
F.F.K	FIRE FIGHTING KIOSK
F.W	FIRE WALL

POWER TRANSFORMER (FUTURE) 230/63KV 240MVA YNd11	
---	--





NOTE: 1- ALL DIMENSIONS ARE IN m.  
2- FUTURE

F	ACC TO LET NO.1403/179502/68490			
E	ACC TO LET NO.1403/179502/42526			
D	ACC TO LET NO.1403/179502/27763			
C	REVISE 1			
REV.	DATE	DESCRIPTION		
DRAWN	E.BARZEGAR	SCALE: 1/350	SIZE: A1	SHEET: 6
DESIGNED	E.BARZEGAR	SUBJECT:		
CHECKED	E.BARZEGAR	400/230 KV NORTHERN SITE INTERFACE S/S		
APPROVED	M.DANESHPOU	230 KV SIDE LAYOUT		
CONTRACT NO.	-			
PROJECT NO.	-----	DRAWING NO.784301-TV-4-AS-2-KKK-3-EHV-009-1		
CONSULTANT:	GHODS NIROO ENGINEERING COMPANY (G.N.E.C)	CONTRACTOR:	MOHAM SHARGH CO.	EMPLOYER:

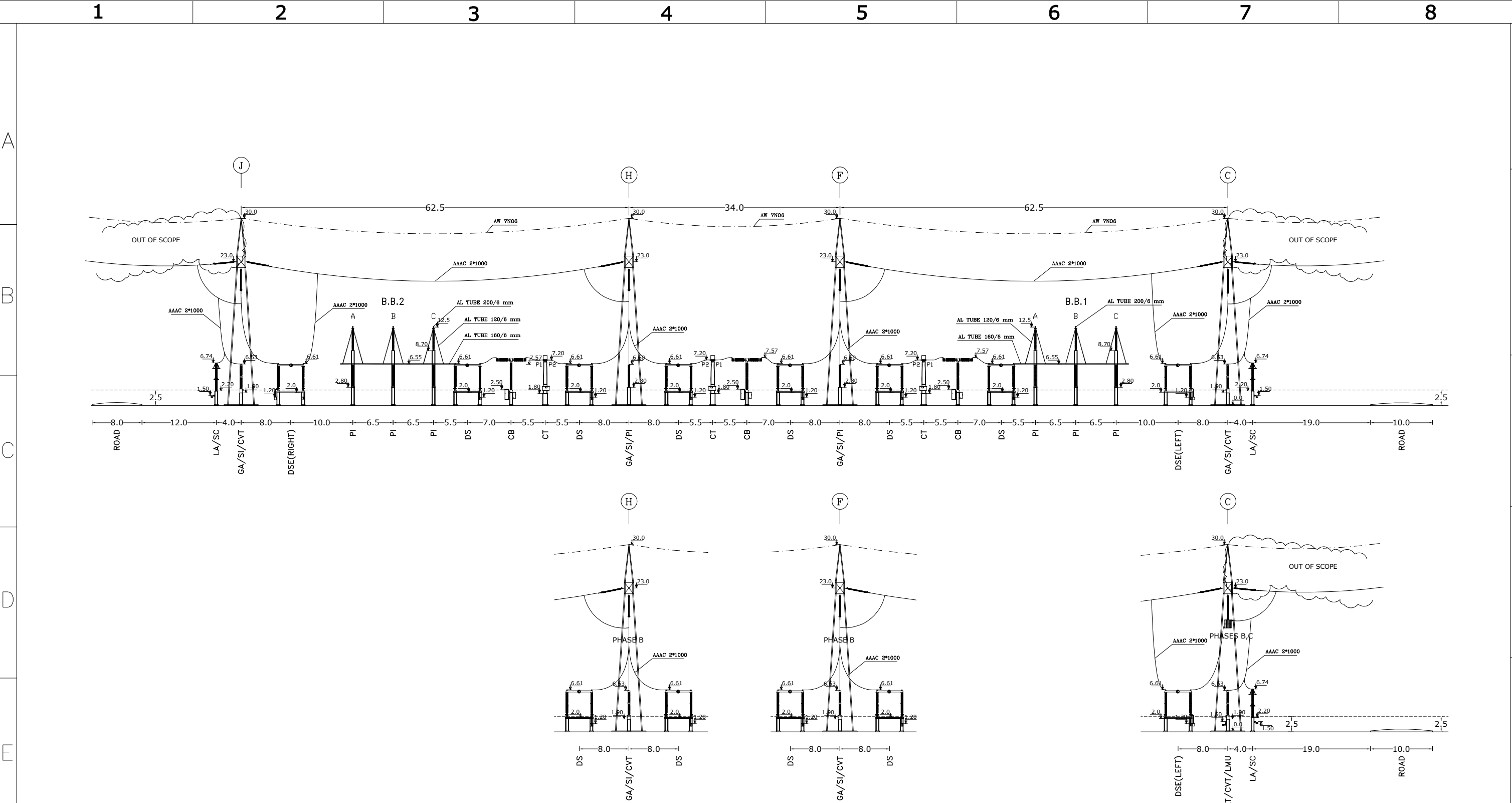


SECTION A1-A1

\* ALL DIMENSIONS ARE IN m.





F	1403/179502/68490	04/01	<div>Consultant:  GHODS NIROO ENGINEERING COMPANY (G.N.E.C)</div>	<div>Employer:  P.G.M.I.S.E.Z</div>	<div>Contractor:  MOHAM SHARGH CO.</div>		Name	Date	Title:  SECTION A1-A1	Project: 400/230 KV NORTHERN SITE INTERFACE S/S	Scale: 1/600
E	1403/179502/42526	03/12				DRAWN	E.BARZEGAR	1404/01			Size: A3
D	1403/179502/27763	03/08				DESIGNED	E.BARZEGAR	1404/01			
C	REVISE.1	03/05				CHECKED	E.BARZEGAR	1404/01		Project No:	Sheet: 7
REV	Description.	DATE				APPROVED	M.DANESHPOU	1404/01		Contract No:	Next: 8





SECTION B1-B1

\* ALL DIMENSIONS ARE IN m.

F	1403/179502/68490	04/01	<div>Consultant:  GHODS NIROO ENGINEERING COMPANY (G.N.E.C)</div>	<div>Employer:  P.G.M.I.S.E.Z</div>	<div>Contractor:  MOHAM SHARGH CO.</div>		Name	Date	Title:  SECTION B1-B1	Project: 400/230 KV NORTHERN SITE INTERFACE S/S	Scale: 1/600
E	1403/179502/42526	03/12				DRAWN	E.BARZEGAR	1404/01			Size: A3
D	1403/179502/27763	03/08				DESIGNED	E.BARZEGAR	1404/01		Project No:	Sheet: 8
C	REVISE.1	03/05				CHECKED	E.BARZEGAR	1404/01			Next: 9
REV	Description.	DATE				APPROVED	M.DANESHPOU	1404/01		DWG NO: 784301-TV-4-AS-2-KKK-3-EHV-009-1	Contract No:

A

B

C

D

E

F

A

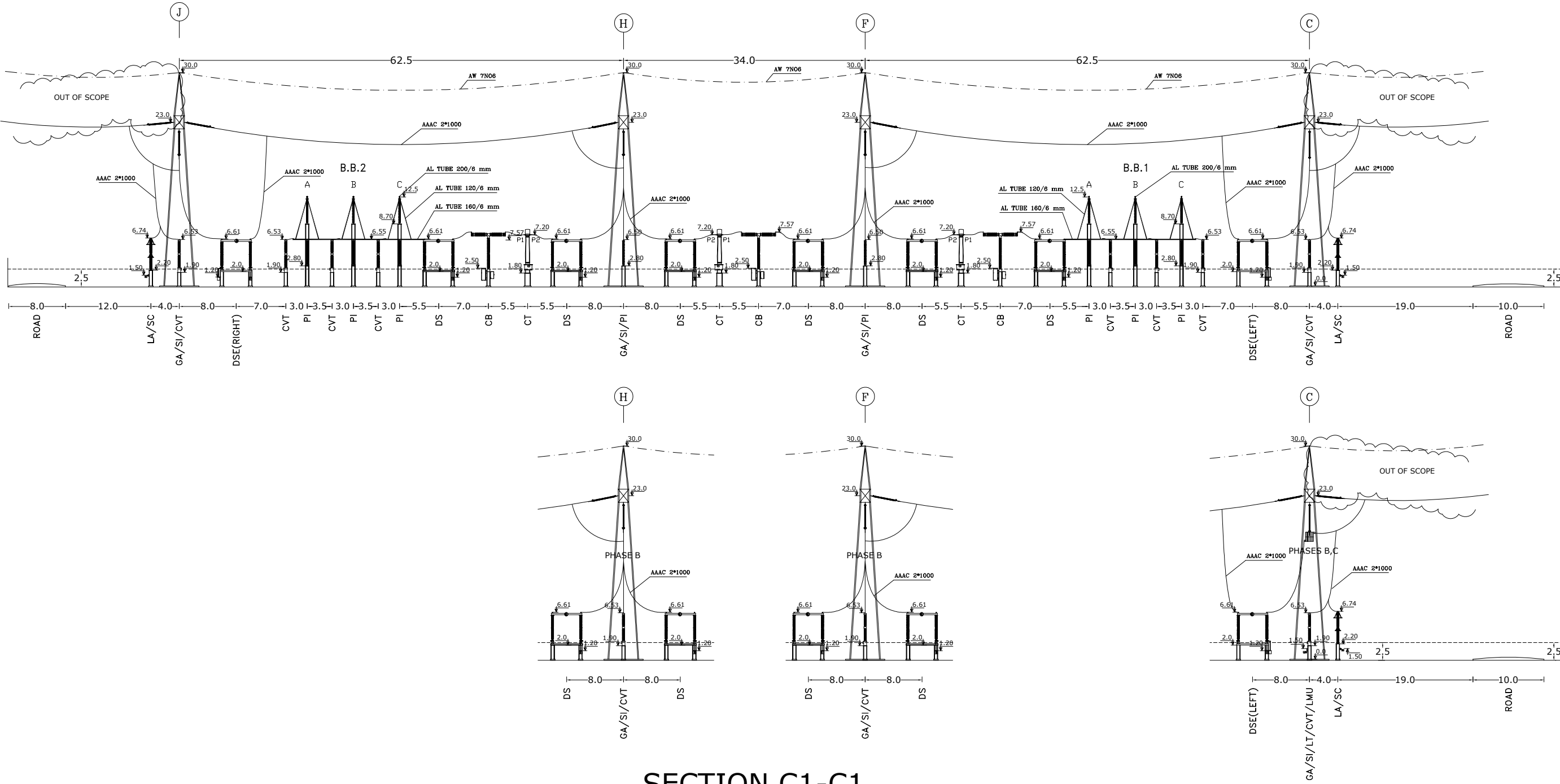
B

C

D

E

F



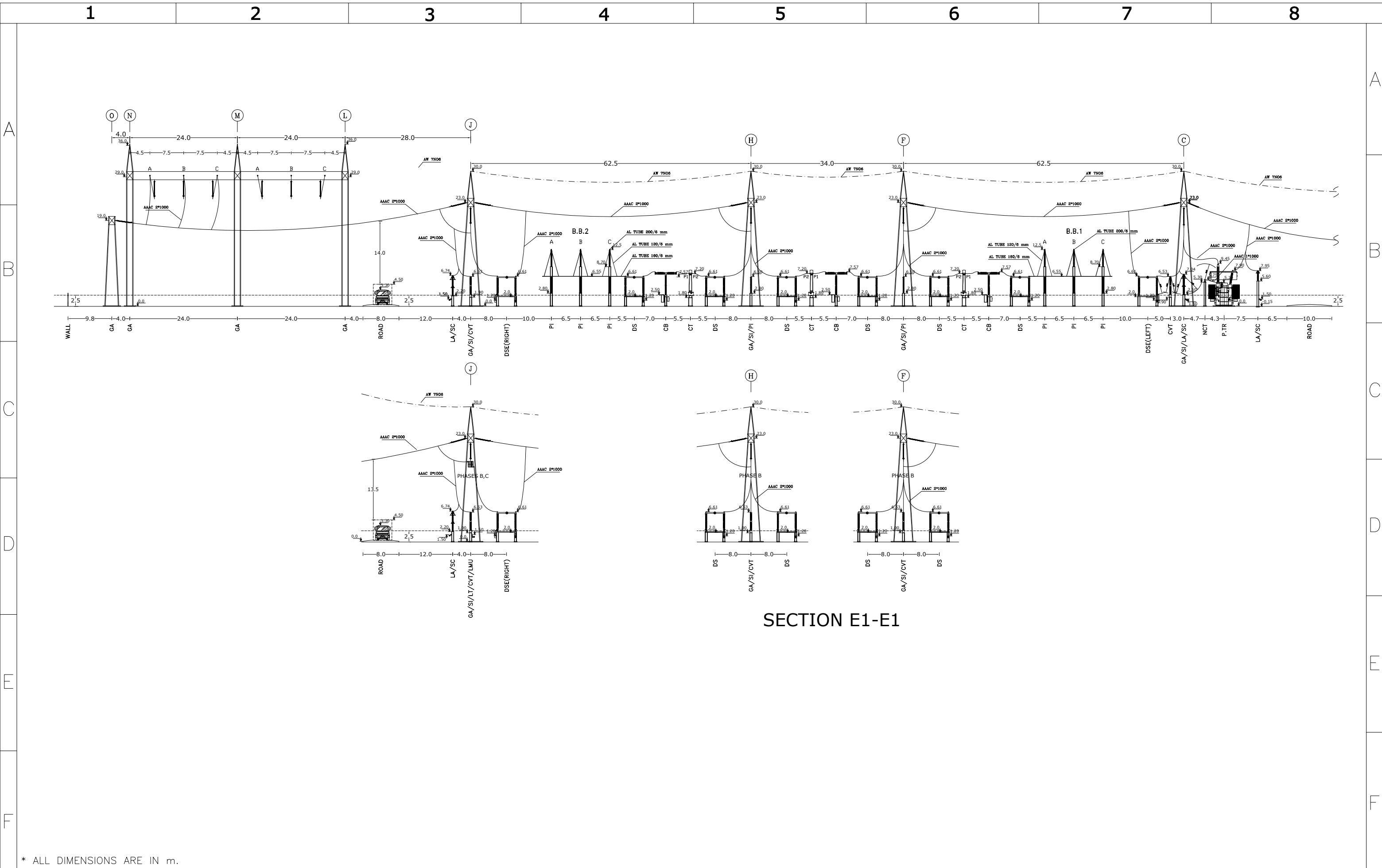
SECTION C1-C1

\* ALL DIMENSIONS ARE IN m.





F	1403/179502/68490	04/01	<div>Consultant:<div></div><div>GHODS NIROO ENGINEERING COMPANY (G.N.E.C)</div></div>	<div>Employer:<div></div><div>P.G.M.I.S.E.Z</div></div>	<div>Contractor:<div></div><div>MOHAM SHARGH CO.</div></div>		Name	Date	Title: <div>SECTION C1-C1</div>	Project: <div>400/230 KV NORTHERN SITE INTERFACE S/S</div>	Scale: 1/600	
E	1403/179502/42526	03/12				DRAWN	E.BARZEGAR	1404/01			Size: A3	
D	1403/179502/27763	03/08				DESIGNED	E.BARZEGAR	1404/01		Project No:		Sheet: 9
C	REVISE.1	03/05				CHECKED	E.BARZEGAR	1404/01		Contract No:		Next: 10
REV	Description.	DATE							APPROVED	M.DANESHPOU	1404/01	DWG NO: 784301-TV-4-AS-2-KKK-3-EHV-009-1



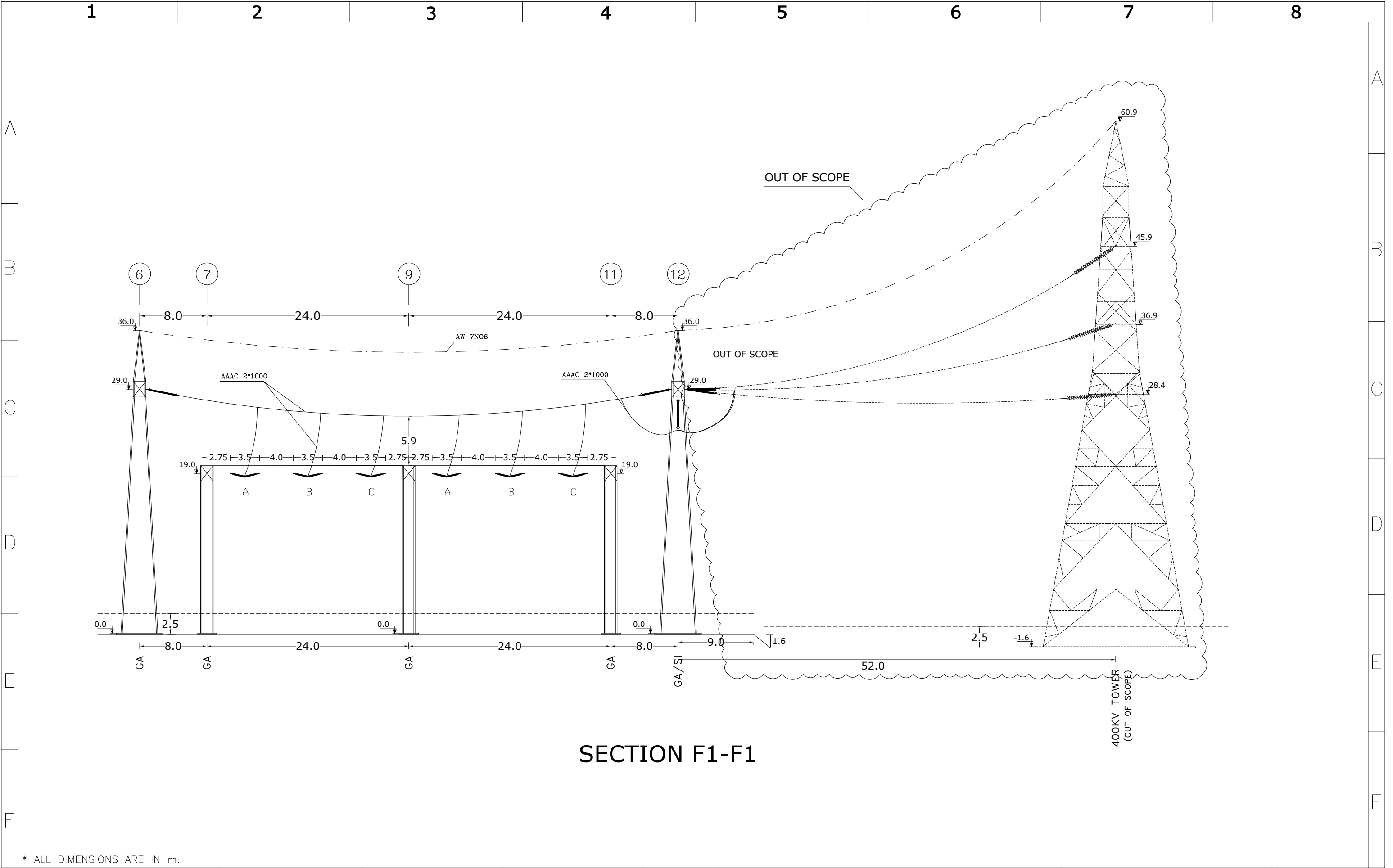








\* ALL DIMENSIONS ARE IN m.

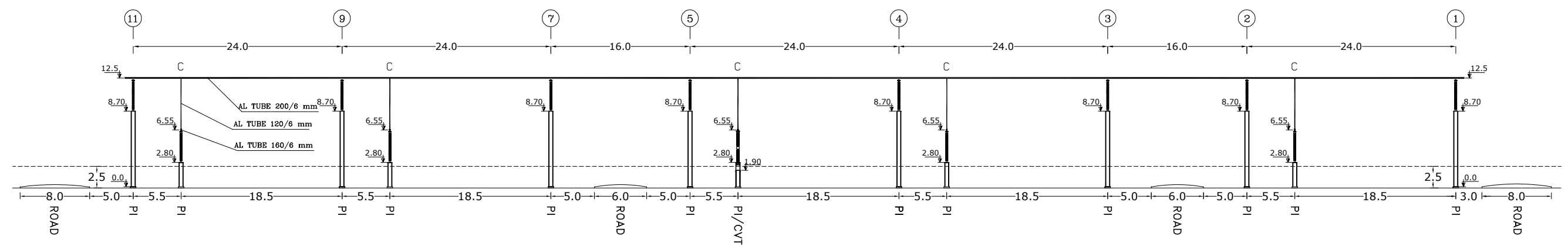
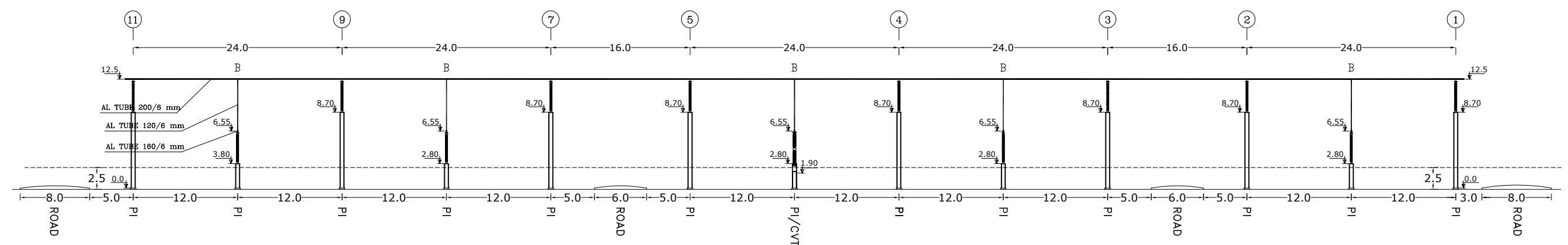
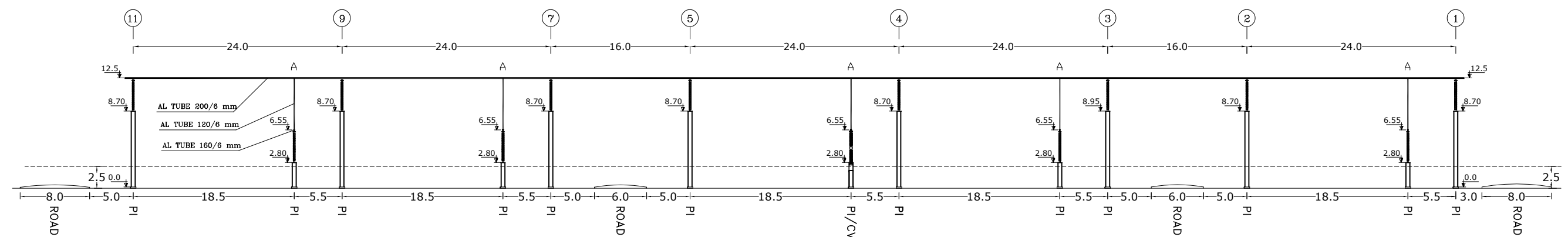
F	1403/179502/68490	04/01	<div>Consultant:  GHODS NIROO ENGINEERING COMPANY (G.N.E.C)</div>	Employer:  P.G.M.I.S.E.Z	Contractor:  MOHAM SHARGH CO.		Name	Date	Title:  SECTION E1-E1	Project: 400/230 KV NORTHERN SITE INTERFACE S/S	Scale: 1/750
	1403/179502/42526	03/12				DRAWN	E.BARZEGAR	1404/01			Size: A3
	1403/179502/27763	03/08				DESIGNED	E.BARZEGAR	1404/01		Project No:	Sheet: 11
	REVISE.1	03/05				CHECKED	E.BARZEGAR	1404/01		Contract No:	Next: 12
REV	Description.	DATE				APPROVED	M.DANESHPOU	1404/01	DWG NO: 784301-TV-4-AS-2-KKK-3-EHV-009-1		









\* ALL DIMENSIONS ARE IN m.

F	1403/179502/68490	04/01	<b>Consultant:</b>  GHODS NIROO ENGINEERING COMPANY (G.N.E.C)	<b>Employer:</b>  P.G.M.I.S.E.Z	<b>Contractor:</b>  MOHAM SHARGH CO.		<b>Name</b>	<b>Date</b>	<b>Title:</b>  SECTION F1-F1  DWG NO: 784301-TV-4-AS-2-KKK-3-EHV-009-1	<b>Project:</b> 400/230 KV NORTHERN SITE INTERFACE S/S  Project No:  Contract No:	Scale: 1/400
E	1403/179502/42526	03/12				DRAWN	E.BARZEGAR	1404/01			Size: <b>A3</b>
D	1403/179502/27763	03/08				DESIGNED	E.BARZEGAR	1404/01			Sheet: 12
C	REVISE.1	03/05				CHECKED	E.BARZEGAR	1404/01			Next: 13
REV	Description.	DATE				APPROVED	M.DANESHPOU	1404/01			



\* ALL DIMENSIONS ARE IN m.

F	1403/179502/68490	04/01	<div>Consultant:  GHODS NIROO ENGINEERING COMPANY (G.N.E.C)</div>	<div>Employer:  P.G.M.I.S.E.Z</div>	<div>Contractor:  MOHAM SHARGH CO.</div>		Name	Date	Title:  SECTION G1-G1	Project: 400/230 KV NORTHERN SITE INTERFACE S/S	Scale: 1/500
E	1403/179502/42526	03/12				DRAWN	E.BARZEGAR	1404/01			Size: A3
D	1403/179502/27763	03/08				DESIGNED	E.BARZEGAR	1404/01			
C	REVISE.1	03/05				CHECKED	E.BARZEGAR	1404/01	Project No:	Sheet: 13	
REV	Description.	DATE				APPROVED	M.DANESHPOU	1404/01	DWG NO: 784301-TV-4-AS-2-KKK-3-EHV-009-1	Contract No:	Next: 14





A

B

C

D

E

F

A

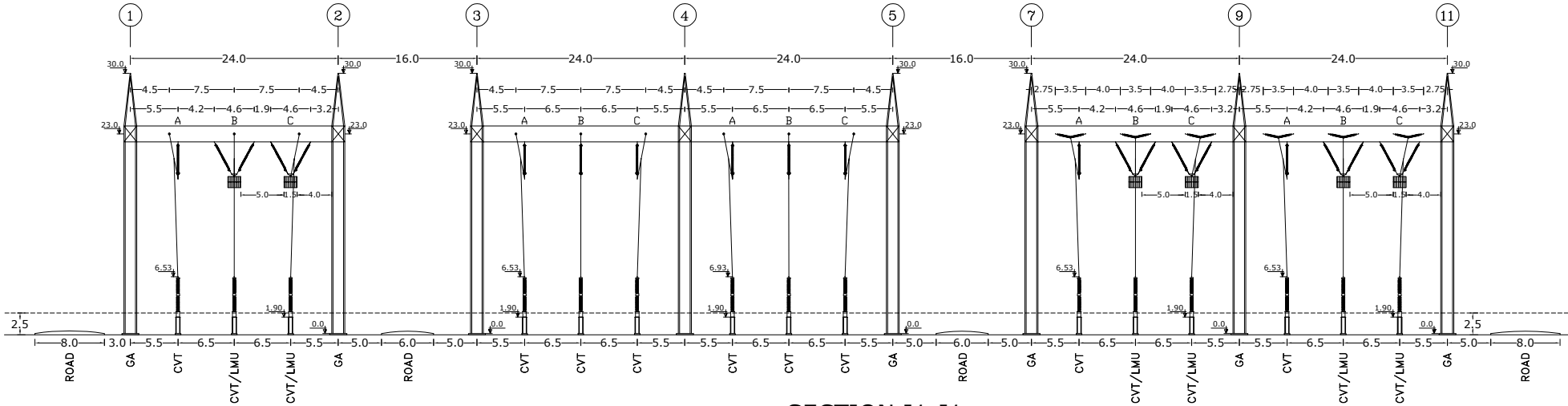
B

C

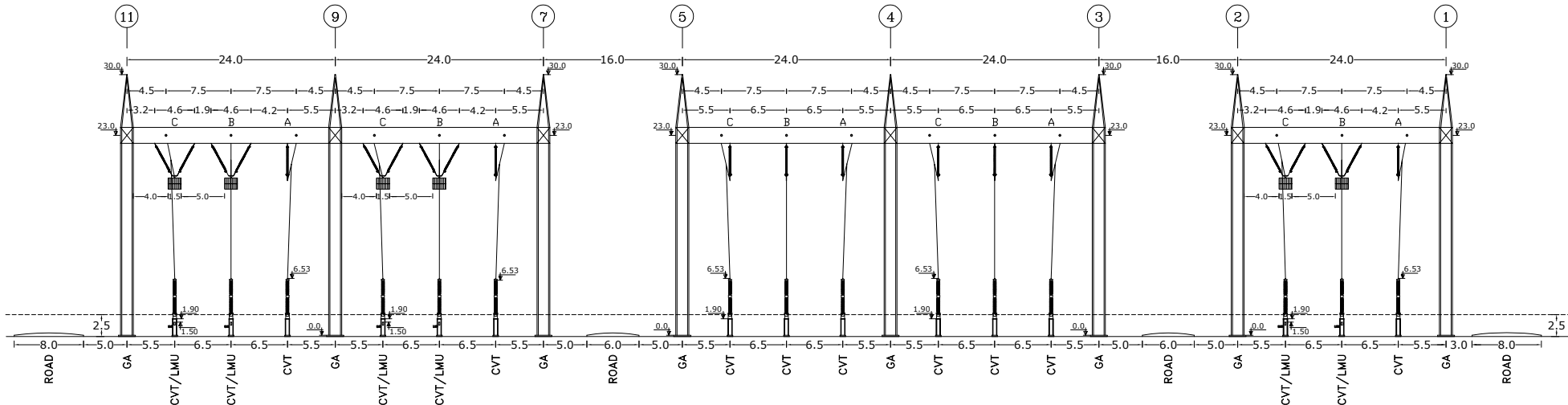
D

E

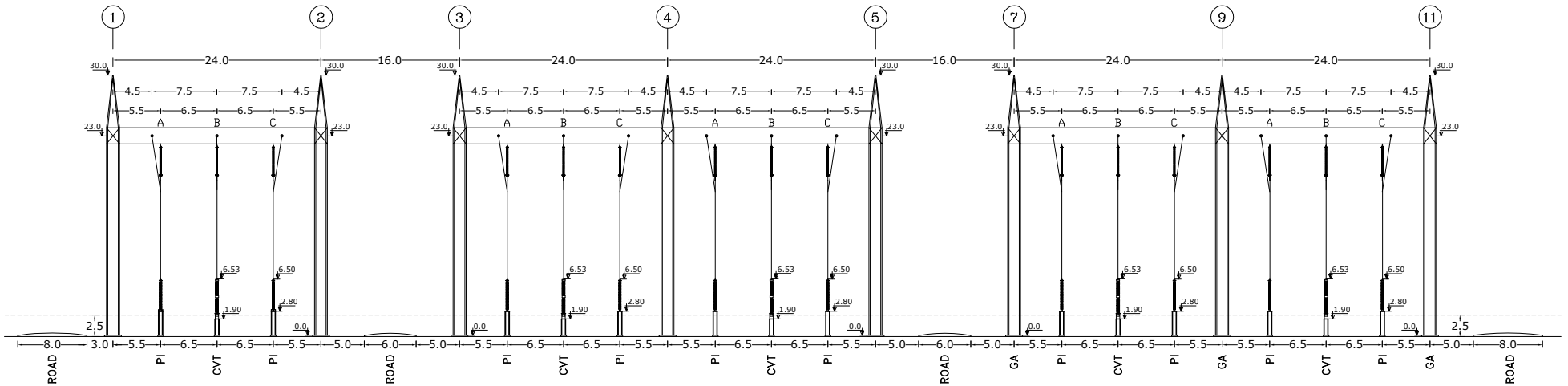
F



SECTION I1-I1










SECTION J1-J1



SECTION K1-K1





\* ALL DIMENSIONS ARE IN m.

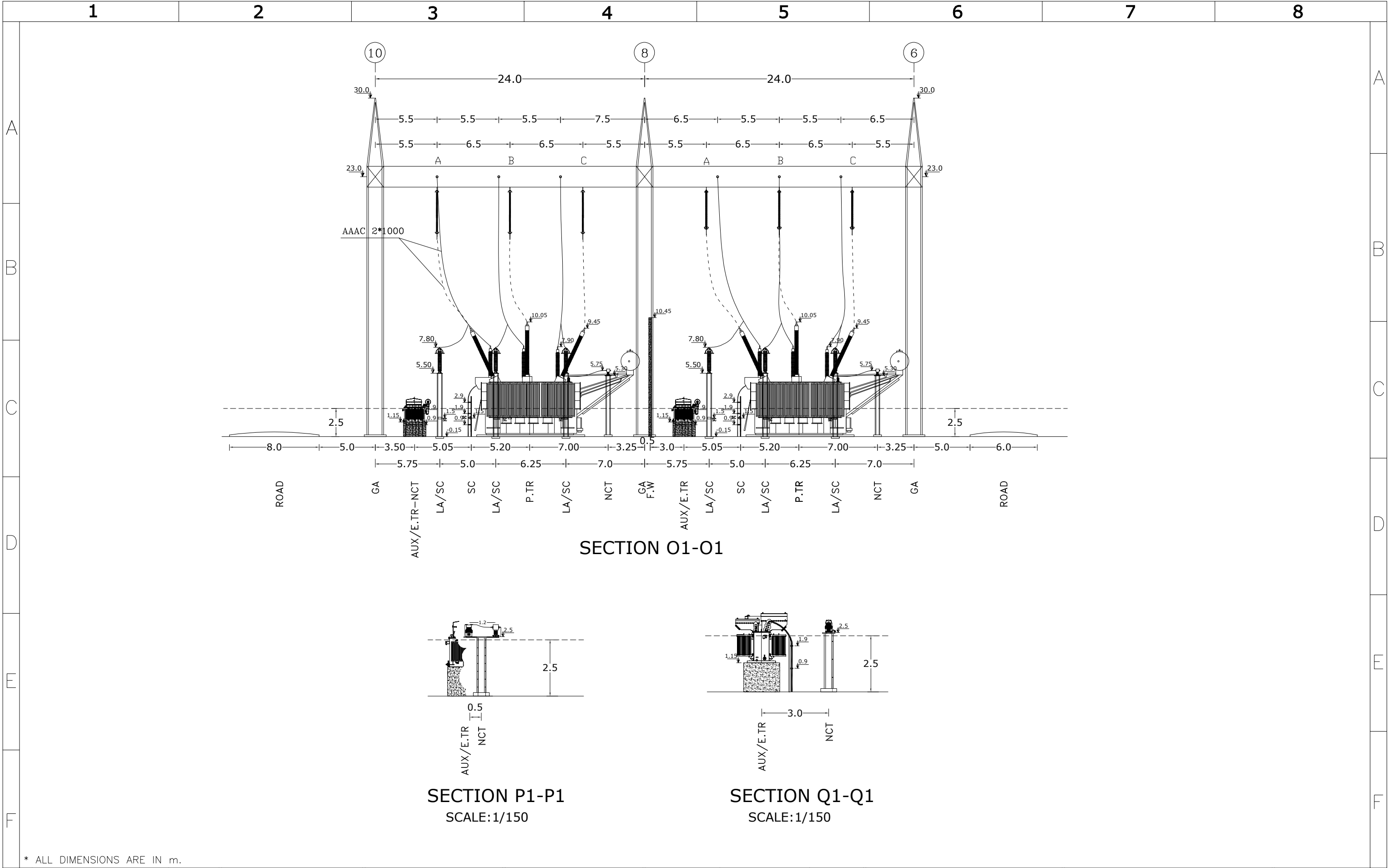
F	1403/179502/68490	04/01	<div>Consultant:<div></div><div>Employer:<div></div><div>P.G.M.I.S.E.Z</div></div><div>Contractor:<div></div><div>MOHAM SHARGH CO.</div></div></div> <div><div><div><div></div><div>DRAWN</div></div><div><div></div><div>DESIGNED</div></div><div><div></div><div>CHECKED</div></div><div><div></div><div>APPROVED</div></div></div><div><div><div>Name</div><div>E.BARZEGAR</div></div><div><div>Date</div><div>1404/01</div></div></div><div><div><div>Title:</div><div>SECTION I1-I1</div></div><div><div>SECTION J1-J1</div></div><div><div>SECTION K1-K1</div></div></div><div><div><div>Project:</div><div>400/230 KV NORTHERN SITE INTERFACE S/S</div></div><div><div>Project No:</div><div></div></div><div><div>Contract No:</div><div></div></div></div><div><div><div>Scale: 1/700</div></div><div><div>Size: A3</div></div><div><div>Sheet: 15</div></div><div><div>Next: 16</div></div></div></div>
E	1403/179502/42526	03/12	
D	1403/179502/27763	03/08	
C	REVISE.1	03/05	
REV	Description.	DATE	

	1	2	3	4	5	6	7	8
A								
B	SECTION L1-L1							
C								
D	SECTION M1-M1							
E								
F	SECTION N1-N1							





\* ALL DIMENSIONS ARE IN m.

\* ALL DIMENSIONS ARE IN m.

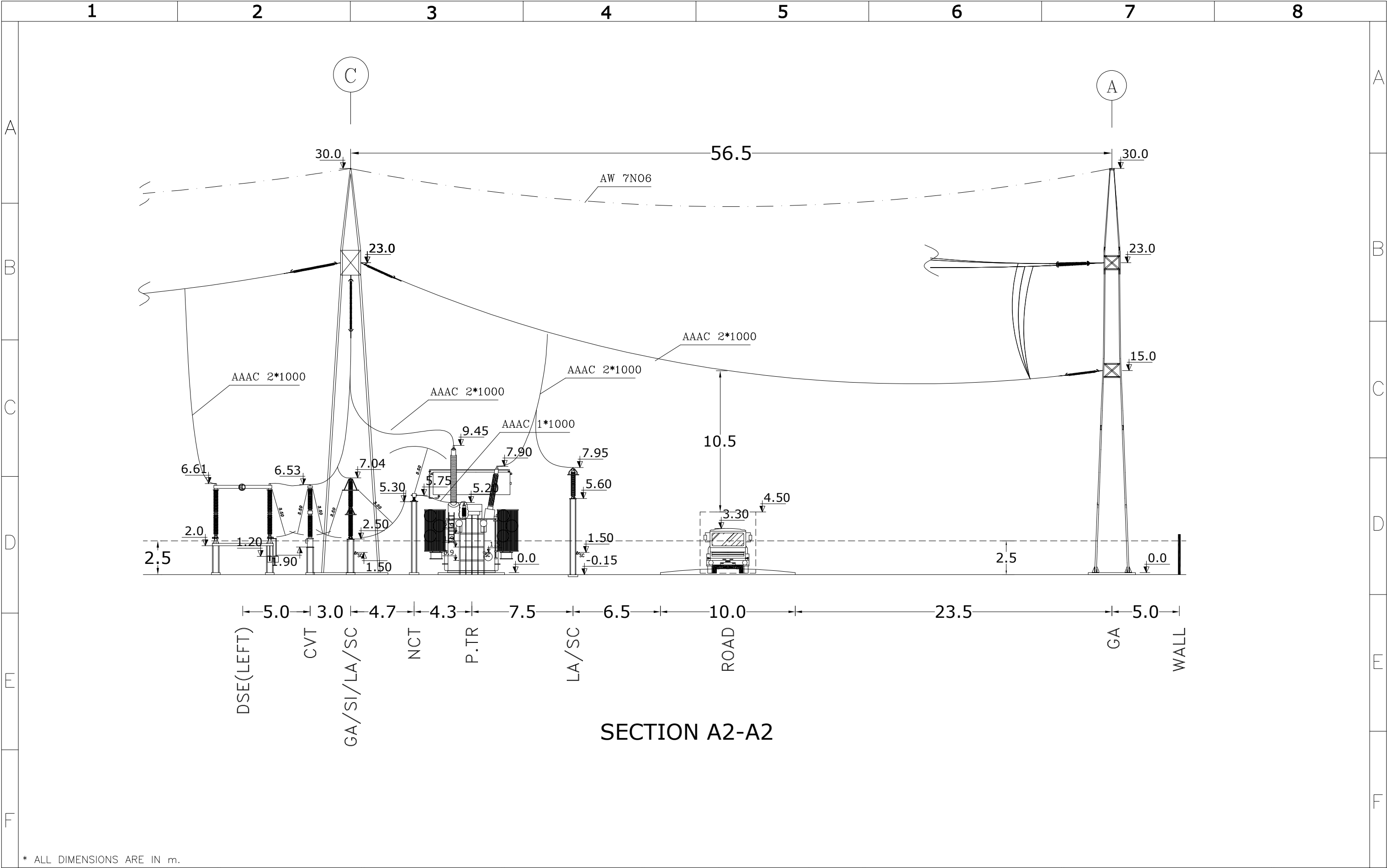
F	1403/179502/68490	04/01	<div>Consultant:</div> <div></div> <div>GHODS NIROO ENGINEERING COMPANY (G.N.E.C)</div>	<div>Employer:</div> <div></div> <div>P.G.M.I.S.E.Z</div>	<div>Contractor:</div> <div></div> <div>MOHAM SHARGH CO.</div>		Name	Date	Title: SECTION L1-L1 SECTION M1-M1 SECTION N1-N1	Project: 400/230 KV NORTHERN SITE INTERFACE S/S	Scale: 1/700			
E	1403/179502/42526	03/12				DRAWN	E.BARZEGAR	1404/01			SECTION L1-L1 SECTION M1-M1 SECTION N1-N1	400/230 KV NORTHERN SITE INTERFACE S/S	Size: A3	
D	1403/179502/27763	03/08				DESIGNED	E.BARZEGAR	1404/01	SECTION L1-L1 SECTION M1-M1 SECTION N1-N1	400/230 KV NORTHERN SITE INTERFACE S/S			Project No:	Sheet: 16
C	REVISE.1	03/05				CHECKED	E.BARZEGAR	1404/01						SECTION L1-L1 SECTION M1-M1 SECTION N1-N1
REV	Description.	DATE				APPROVED	M.DANESHPOU	1404/01	DWG NO: 784301-TV-4-AS-2-KKK-3-EHV-009-1	Contract No:	Next: 17			







\* ALL DIMENSIONS ARE IN m.

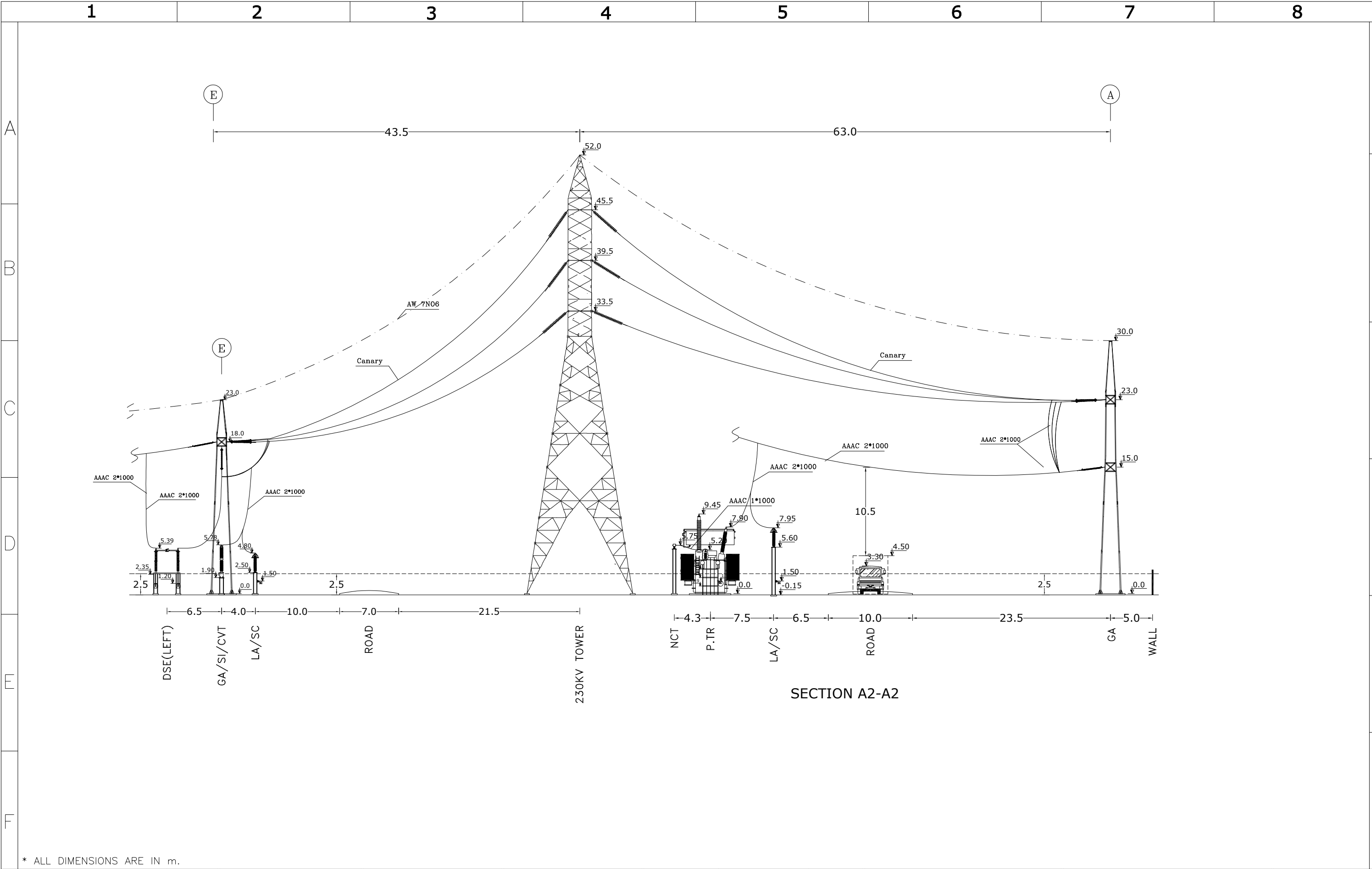
F	1403/179502/68490	04/01	<div>Consultant:  GHODS NIROOM ENGINEERING COMPANY (G.N.E.C)</div>	<div>Employer:  P.G.M.I.S.E.Z</div>	<div>Contractor:  MOHAM SHARGH CO.</div>		Name	Date	Title:  SECTION 01-01 SECTION P1-P1 SECTION Q1-Q1	Project: 400/230 KV NORTHERN SITE INTERFACE S/S	Scale: 1/300
E	1403/179502/42526	03/12				DRAWN	E.BARZEGAR	1404/01			Size: A3
D	1403/179502/27763	03/08				DESIGNED	E.BARZEGAR	1404/01			
C	REVISE.1	03/05				CHECKED	E.BARZEGAR	1404/01	Project No:	Sheet: 17	
REV	Description.	DATE				APPROVED	M.DANESHPOU	1404/01	DWG NO: 784301-TV-4-AS-2-KKK-3-EHV-009-1	Contract No:	Next: 18




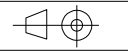


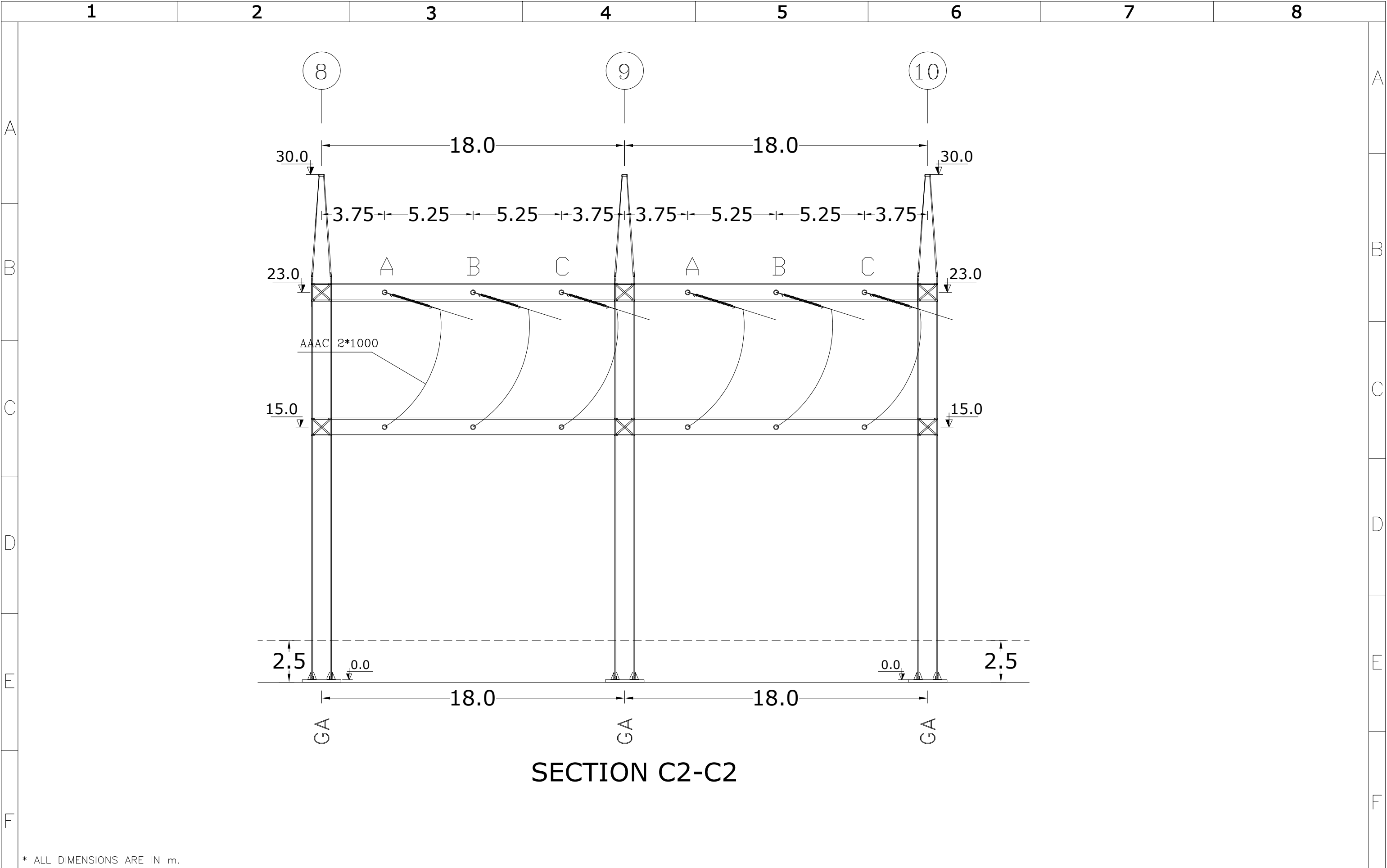


\* ALL DIMENSIONS ARE IN m.





F	1403/179502/68490	04/01	<div>Consultant:  GHODS NIROO ENGINEERING COMPANY (G.N.E.C)</div>	<div>Employer:  P.G.M.I.S.E.Z</div>	<div>Contractor:  MOHAM SHARGH CO.</div>		Name	Date	Title:  SECTION A2-A2	Project: 400/230 KV NORTHERN SITE INTERFACE S/S	Scale: 1/250
E	1403/179502/42526	03/12				DRAWN	E.BARZEGAR	1404/01			Size: A3
D	1403/179502/27763	03/08				DESIGNED	E.BARZEGAR	1404/01		Project No:	Sheet: 18
C	REVISE.1	03/05				CHECKED	E.BARZEGAR	1404/01			Contract No:
REV	Description.	DATE								APPROVED	

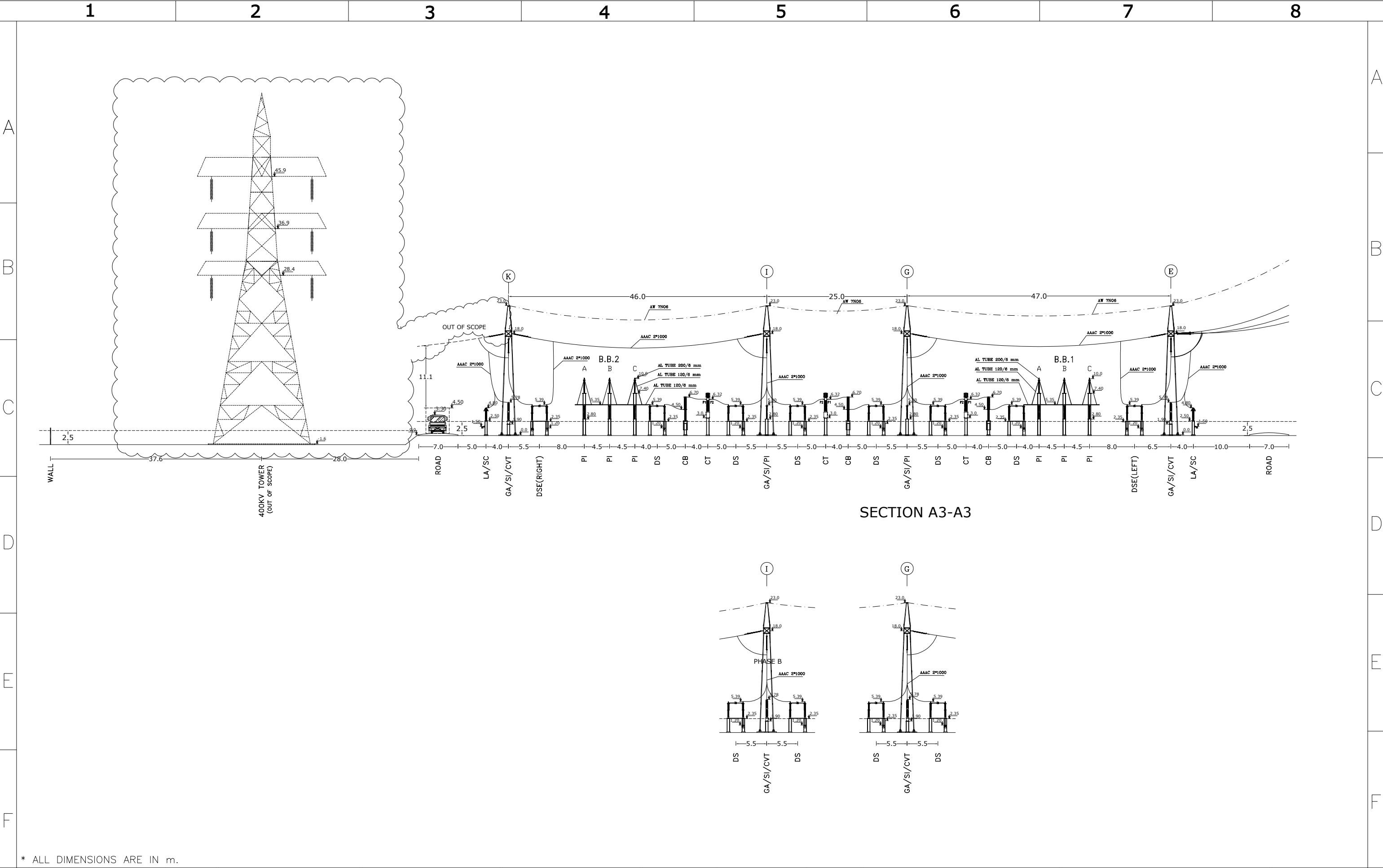


F	1403/179502/68490	04/01	<b>Consultant:</b>  GHODS NIROO ENGINEERING COMPANY (G.N.E.C)	<b>Employer:</b>  P.G.M.I.S.E.Z	<b>Contractor:</b>  MOHAM SHARGH CO.		<b>Name</b>	<b>Date</b>	<b>Title:</b>  SECTION B2-B2	<b>Project:</b> 400/230 KV NORTHERN SITE INTERFACE S/S	Scale: 1/400
	1403/179502/42526	03/12				DRAWN	E.BARZEGAR	1404/01			
	1403/179502/27763	03/08				DESIGNED	E.BARZEGAR	1404/01			
	REVISE.1	03/05				CHECKED	E.BARZEGAR	1404/01		Project No:	Sheet: 19
	<b>Description.</b>	<b>DATE</b>				APPROVED	M.DANESHPOU	1404/01		Contract No:	Next: 20







\* ALL DIMENSIONS ARE IN m.

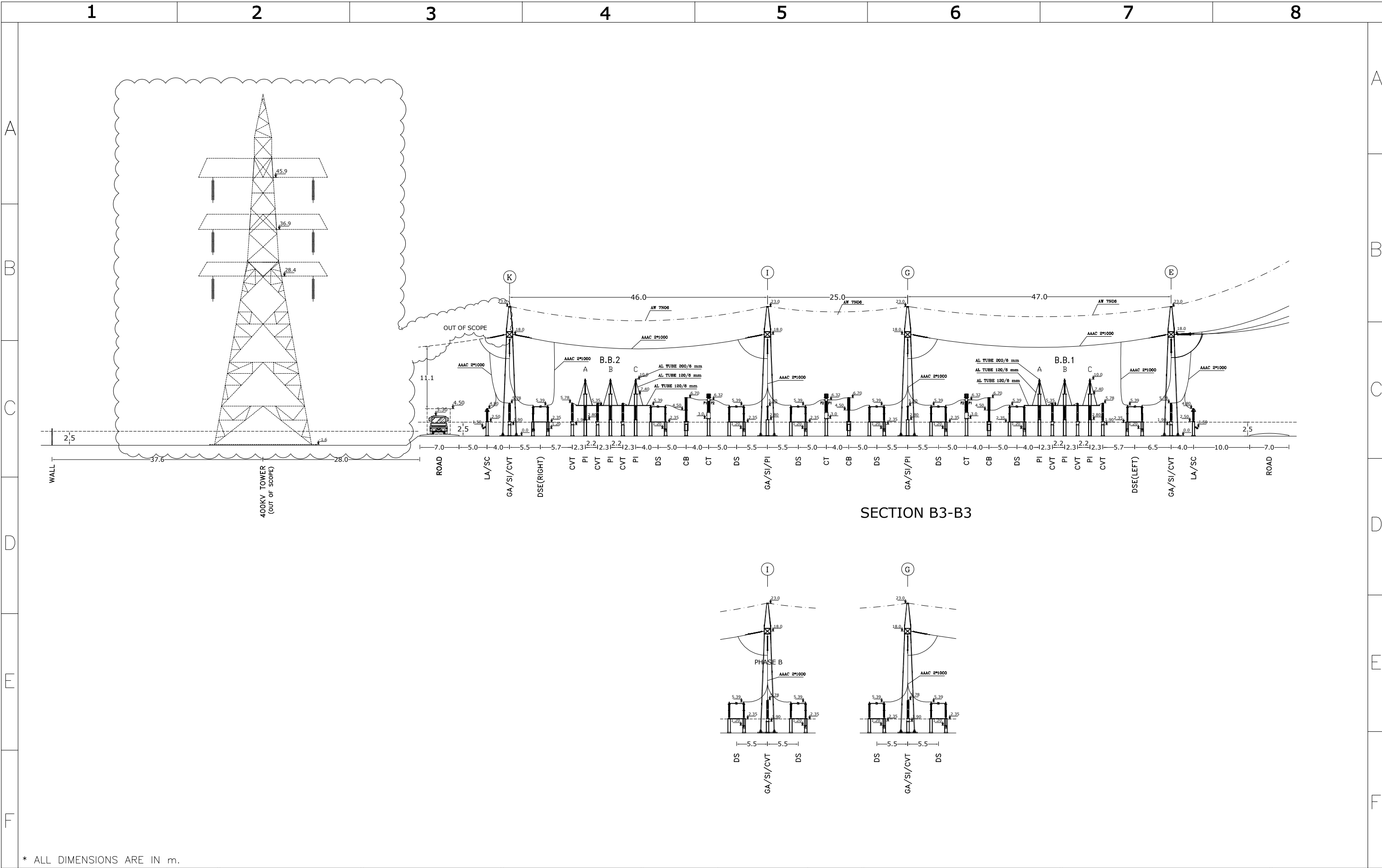
F	1403/179502/68490	04/01	<div>Consultant:  GHODS NIROO ENGINEERING COMPANY (G.N.E.C)</div>	<div>Employer:  P.G.M.I.S.E.Z</div>	<div>Contractor:  MOHAM SHARGH CO.</div>		Name	Date	Title:  SECTION C2-C2	Project: 400/230 KV NORTHERN SITE INTERFACE S/S	Scale: 1/200
E	1403/179502/42526	03/12				DRAWN	E.BARZEGAR	1404/01			Size: A3
D	1403/179502/27763	03/08				DESIGNED	E.BARZEGAR	1404/01			Sheet: 20
C	REVISE.1	03/05				CHECKED	E.BARZEGAR	1404/01		Project No:	
REV	Description.	DATE				APPROVED	M.DANESHPOU	1404/01	DWG NO: 784301-TV-4-AS-2-KKK-3-EHV-009-1	Contract No:	Next: 21







\* ALL DIMENSIONS ARE IN m.

F	1403/179502/68490	04/01	<div>Consultant:  GHODS NIROO ENGINEERING COMPANY (G.N.E.C)</div>	<div>Employer:  P.G.M.I.S.E.Z</div>	<div>Contractor:  MOHAM SHARGH CO.</div>		Name	Date	Title:  SECTION A3–A3	Project: 400/230 KV NORTHERN SITE INTERFACE S/S	Scale: 1/600
E	1403/179502/42526	03/12				DRAWN	E.BARZEGAR	1404/01			Size: A3
D	1403/179502/27763	03/08				DESIGNED	E.BARZEGAR	1404/01		Project No:	Sheet: 21
C	REVISE.1	03/05				CHECKED	E.BARZEGAR	1404/01			Contract No:
REV	Description.	DATE				APPROVED	M.DANESHPOU	1404/01		DWG NO: 784301-TV-4-AS-2-KKK-3-EHV-009-1	



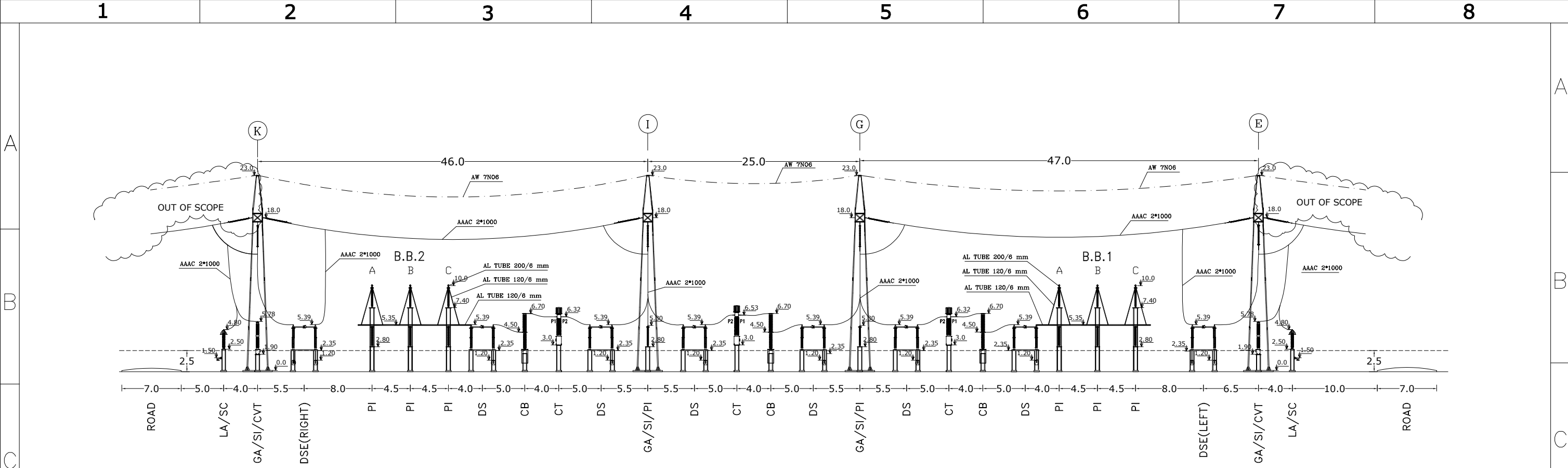


\* ALL DIMENSIONS ARE IN m.

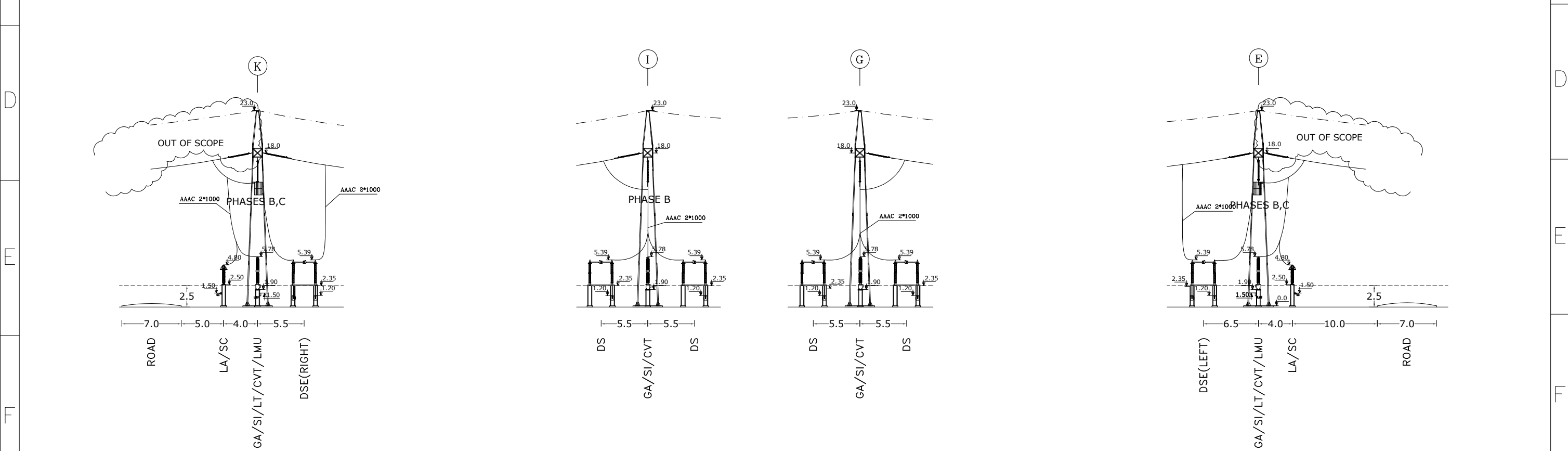
F	1403/179502/68490	04/01	<div>Consultant:  GHODS NIROO ENGINEERING COMPANY (G.N.E.C)</div>	<div>Employer:  P.G.M.I.S.E.Z</div>	<div>Contractor:  MOHAM SHARGH CO.</div>		Name	Date	Title:  SECTION B3-B3	Project: 400/230 KV NORTHERN SITE INTERFACE S/S	Scale: 1/600
E	1403/179502/42526	03/12				DRAWN	E.BARZEGAR	1404/01		Project No:	Size: A3
D	1403/179502/27763	03/08				DESIGNED	E.BARZEGAR	1404/01			Sheet: 22
C	REVISE.1	03/05				CHECKED	E.BARZEGAR	1404/01			
REV	Description.	DATE				APPROVED	M.DANESHPOU	1404/01	DWG NO: 784301-TV-4-AS-2-KKK-3-EHV-009-1	Contract No:	











SECTION D3-D3

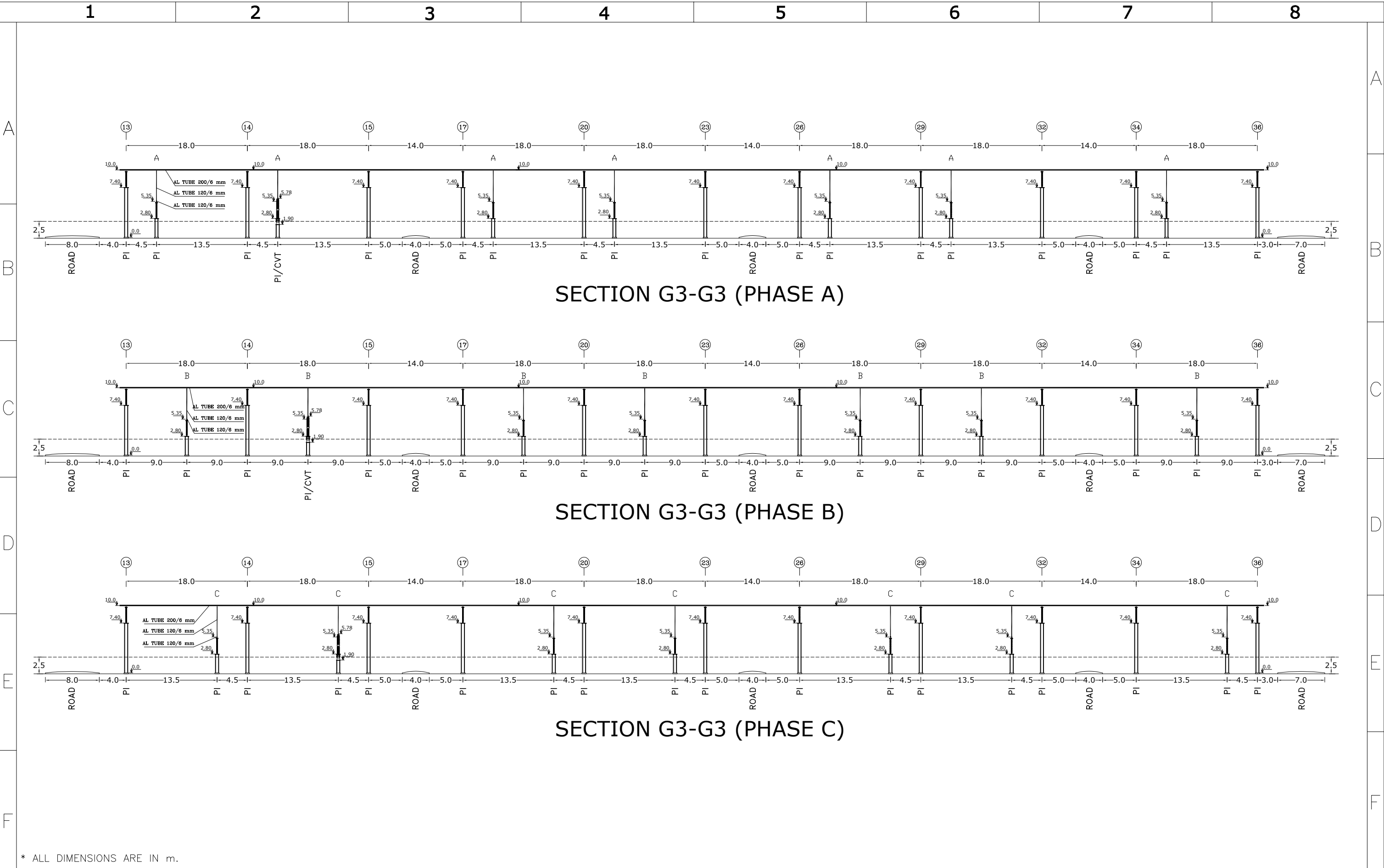


\* ALL DIMENSIONS ARE IN m.





F	1403/179502/68490	04/01	<div>Consultant:  GHODS NIROO ENGINEERING COMPANY (G.N.E.C)</div>	<div>Employer:  P.G.M.I.S.E.Z</div>	<div>Contractor:  MOHAM SHARGH CO.</div>		Name	Date	Title:  SECTION E3-E3	Project: 400/230 KV NORTHERN SITE INTERFACE S/S	Scale: 1/450
E	1403/179502/42526	03/12				DRAWN	E.BARZEGAR	1404/01			Size: A3
D	1403/179502/27763	03/08				DESIGNED	E.BARZEGAR	1404/01		Project No:	Sheet: 25
C	REVISE.1	03/05				CHECKED	E.BARZEGAR	1404/01			Next: 26
REV	Description.	DATE							APPROVED	M.DANESHPOU	1404/01

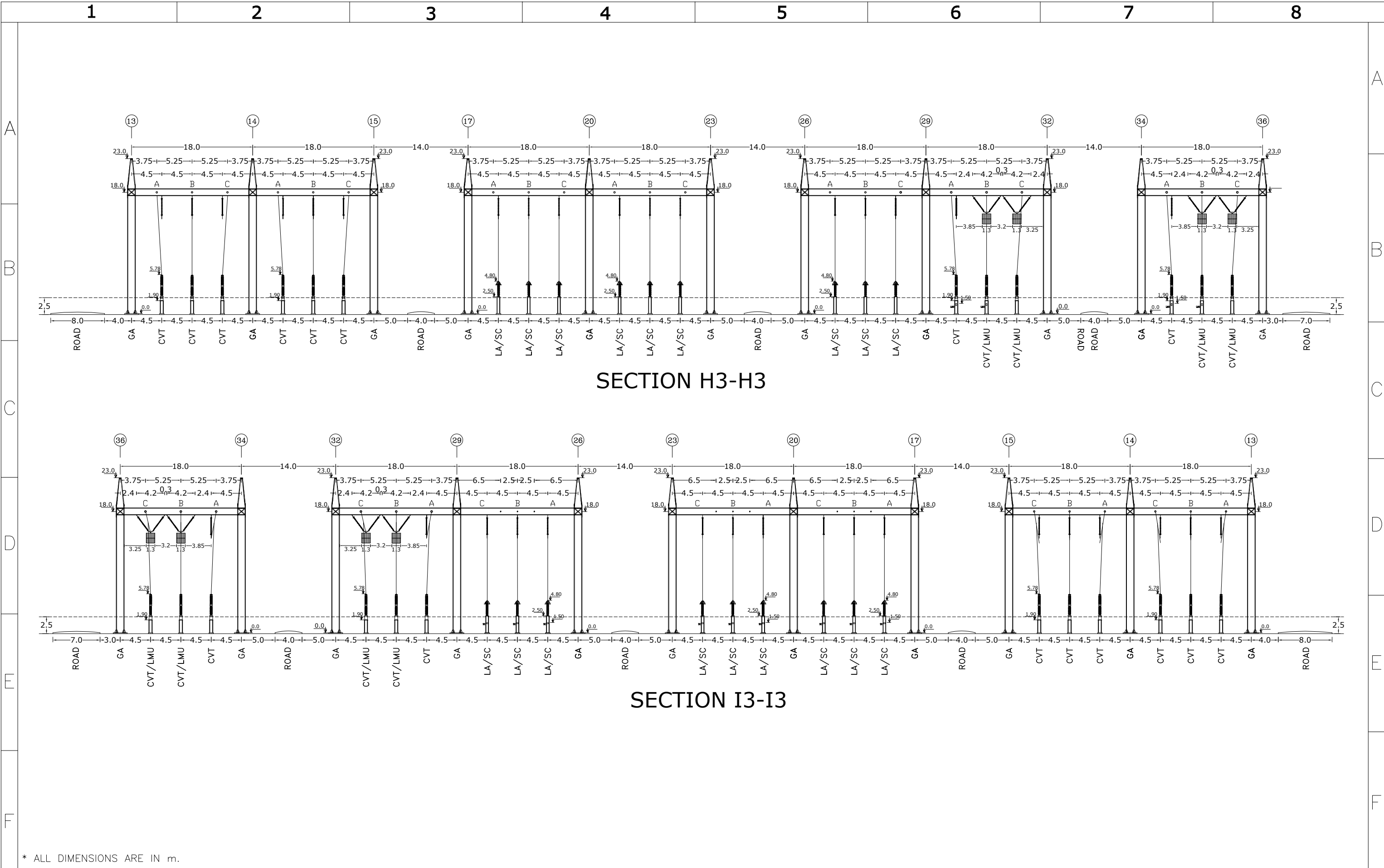








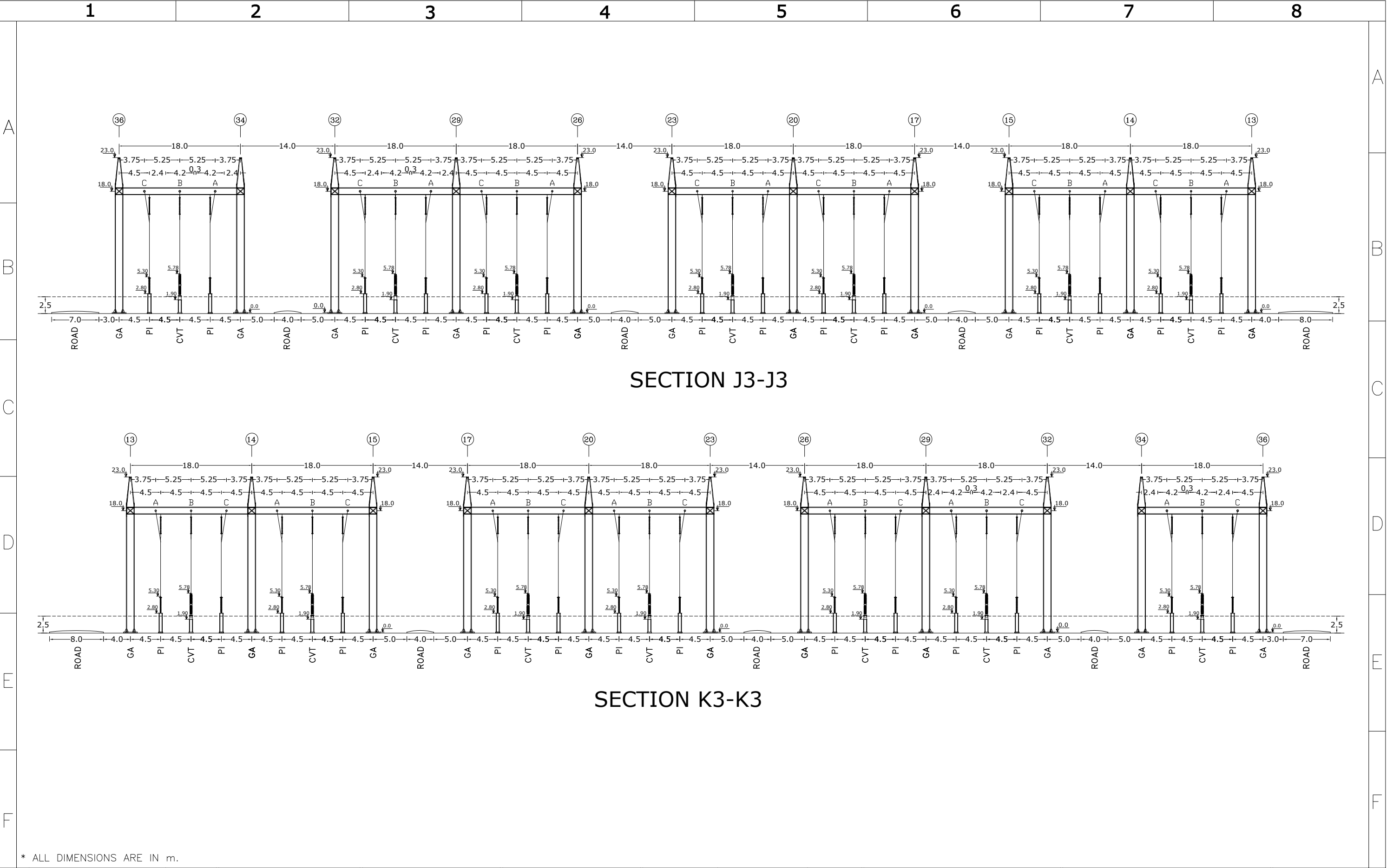


\* ALL DIMENSIONS ARE IN m.





F	1403/179502/68490	04/01	<div>Consultant:  GHODS NIROO ENGINEERING COMPANY (G.N.E.C)</div>	<div>Employer:  P.G.M.I.S.E.Z</div>	<div>Contractor:  MOHAM SHARGH CO.</div>		Name	Date	Title:  SECTION G3-G3	Project: 400/230 KV NORTHERN SITE INTERFACE S/S	Scale: 1/500
E	1403/179502/42526	03/12				DRAWN	E.BARZEGAR	1404/01			Size: A3
D	1403/179502/27763	03/08				DESIGNED	E.BARZEGAR	1404/01		Project No:	Sheet: 27
C	REVISE.1	03/05				CHECKED	E.BARZEGAR	1404/01			Next: 28
REV	Description.	DATE								APPROVED	M.DANESHPOU

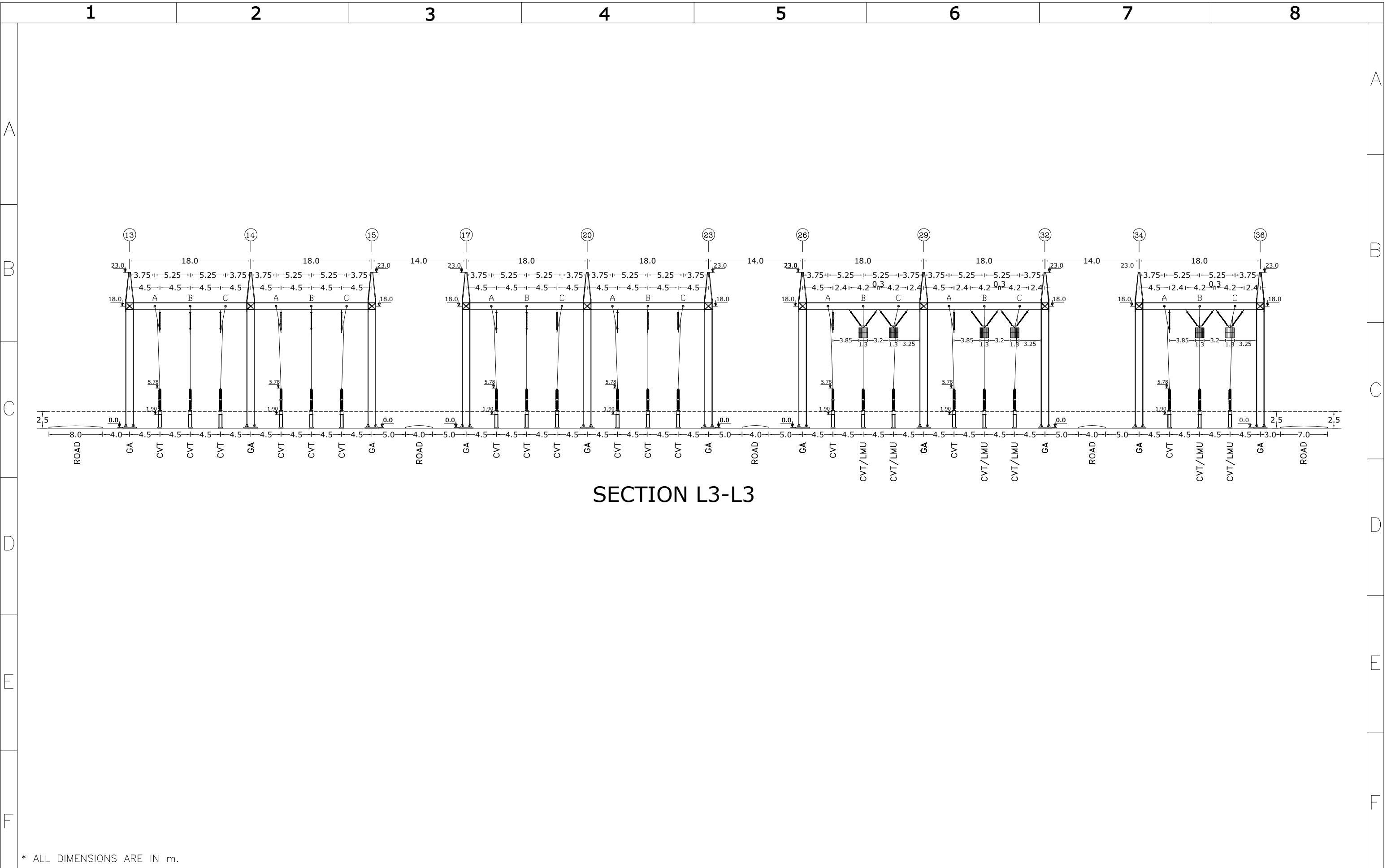


F	1403/179502/68490	04/01	<div>Consultant:  GHODS NIROO ENGINEERING COMPANY (G.N.E.C)</div>	<div>Employer:  P.G.M.I.S.E.Z</div>	<div>Contractor:  MOHAM SHARGH CO.</div>		Name	Date	Title:  SECTION H3-H3 SECTION I3-I3	Project: 400/230 KV NORTHERN SITE INTERFACE S/S	Scale: 1/500
E	1403/179502/42526	03/12				DRAWN	E.BARZEGAR	1404/01			Size: A3
D	1403/179502/27763	03/08				DESIGNED	E.BARZEGAR	1404/01			
C	REVISE.1	03/05				CHECKED	E.BARZEGAR	1404/01	Project No:	Sheet: 28	
REV	Description.	DATE				APPROVED	M.DANESHPOU	1404/01	DWG NO: 784301-TV-4-AS-2-KKK-3-EHV-009-1	Contract No:	Next: 29







\* ALL DIMENSIONS ARE IN m.

F	1403/179502/68490	04/01	<div>Consultant:<div></div>GHODS NIROO ENGINEERING COMPANY (G.N.E.C)</div>	<div>Employer:<div></div>P.G.M.I.S.E.Z</div>	<div>Contractor:<div></div>MOHAM SHARGH CO.</div>		Name	Date	Title:  SECTION J3-J3 SECTION K3-K3	Project: 400/230 KV NORTHERN SITE INTERFACE S/S	Scale: 1/500	
E	1403/179502/42526	03/12				DRAWN	E.BARZEGAR	1404/01			Size: A3	
D	1403/179502/27763	03/08				DESIGNED	E.BARZEGAR	1404/01				
C	REVISE.1	03/05				CHECKED	E.BARZEGAR	1404/01	Project No:		Sheet: 29	
REV	Description.	DATE				APPROVED	M.DANESHPOU	1404/01	DWG NO: 784301-TV-4-AS-2-KKK-3-EHV-009-1		Contract No:	Next: 30



SECTION L3-L3

\* ALL DIMENSIONS ARE IN m.

F	1403/179502/68490	04/01	<div>Consultant:  GHODS NIROO ENGINEERING COMPANY (G.N.E.C)</div>	<div>Employer:  P.G.M.I.S.E.Z</div>	<div>Contractor:  MOHAM SHARGH CO.</div>		Name	Date	Title:  SECTION L3-L3	Project: 400/230 KV NORTHERN SITE INTERFACE S/S	Scale: 1/500
E	1403/179502/42526	03/12				DRAWN	E.BARZEGAR	1404/01			Size: A3
D	1403/179502/27763	03/08				DESIGNED	E.BARZEGAR	1404/01			Sheet: 30
C	REVISE.1	03/05				CHECKED	E.BARZEGAR	1404/01		Project No:	Next: 30
REV	Description.	DATE				APPROVED	M.DANESHTPOU	1404/01		Contract No:	Next: -