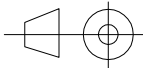





FAJR.2





400/132KV GIS SUBSTATION

GENERAL SINGLE LINE DIAGRAM





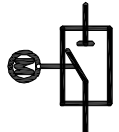




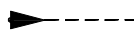
D				
C				
B				
A	T.DADOLLAHI		1402.04.06	ACC TO LETTER NO:22/826455
Z	T.DADOLLAHI		1402.03.15	FIRST ISSUE
REV.	DESIGNED	DRAWN	DATE	DESCRIPTION
	DATE:	NAME:	SCALE: –	STANDARD:
DESIGNED	1402.04.06	T.DADOLLAHI	SUBJECT: FAJR.2 400/132 GIS SUBSTATION GENERAL SINGLE LINE DIAGRAM	
DRAWN	1402.04.06	T.DADOLLAHI		
CHECKED	1402.04.06	S.SARABI		
APPROVED	1402.04.06	A.DEHGHAN		
CONTRACT NO: ---			DRAWING NO: MT-SUB-FJU-6275-DD-01-SH-001-K	
CONSULTANT:		CONTRACTOR:		CLIENT:
		 MOHAM SHARGH CO.		
Consultant NO.:				

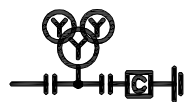


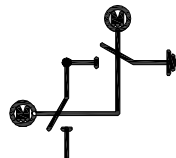







	1	2	3	4	5	7	8	9	
A									A
B									B
C									C
D									D
E									E
F									F





<i>SHEET</i>	<i>DESCRIPTION</i>	<i>REV.</i>					
00	COVER SHEET	Z	A				
1	LIST OF CONTENTS	Z	A				
2	LEGEND	Z	A				
3	400KV GENERAL SLD	Z	A				
4	132KV GENERAL SLD	Z	A				

C			<div>Consultant:</div> <div></div>	<div>Client:</div> <div></div>	<div>Contractor:</div> <div></div> <div>MOHAM SHARGH COMPANY</div>		Name	Date	Title:	Project: FAJR.2 400/132/KV GIS SUBSTATION GENERAL SINGLE LINE DIAGRAM	Scale: –
B						DESIGNED	T.DADOLLAHI	1402.04.06			Size: A3
A	ACC TO LET NO:22/826455	1402.04.06				DRAWN	T.DADOLLAHI	1402.04.06			
Z	FIRST ISSUE	1402.03.15				CHECKED	S.SARABI	1402.04.06			Sheet: 1
REV.	Description.	DATE				APPROVED	A.DEHGHAN	1402.04.06		DWG NO: MT-SUB-FJU-6275-DD-01-SH-001-K	Contract No:

1	2	3	4	5	7	8	9	
A								A
B								B
C								C
D								D
E								E
F								F

SYMBOL	DESCRIPTION
	3 PHASE TWO WINDING INDUCTIVE VOLTAGE TRANSFORMER (SEPARABLE)
	HIGH SPEED EARTING SWITCH
	MOTOR OPERATED TWO POSITION DISCONNECTING SWITCH
	MOTOR OPERATED THREE POSITION DISCONNECTING/ EARTHING SWITCH
	CIRCUIT BREAKER WITH MOTOR OPERATED MECHANISM
	SURGE ARRESTER WITH SURGE COUNTER
	CURRENT TRANSFORMER
	GIS PARTITION (INSULATOR BARRIER)
	EARTHING POINT
	CABLE CONNECTION & CSE

SYMBOL	DESCRIPTION
	3 PHASE TWO WINDING CAPACITIVE VOLTAGE TRANSFORMER WITH LINE MATCHING UNIT
	3 PHASE TWO WINDING CAPACITIVE VOLTAGE TRANSFORMER
	SINGLE PHASE TWO WINDING CAPACITIVE VOLTAGE TRANSFORMER
	MOTOR OPERATED DISCONNECTING SWITC WITH MOTOR OPERATED EARTHING SWITCH
	THREE WINDINGS POWER TRANSFORMER WITH OLTC
	EARTHING/AUXILIARY TRANSFORMER
	CIRCUIT BREAKER WITH MOTOR OPERATED MECHANISM
	MOTOR OPERATED DISCONNECTOR SWITCH
	LINE TRAP
	SURGE ARRESTER WITH SURGE COUNTER
	CABLE CONNECTION

C			Consultant:	Client:	Contractor:		Name	Date	Title:	Project: FAJR.2	Scale: -
B						DESIGNED	T.DADOLLAHI	1402.04.06	LEGEND	400/132/KV GIS SUBSTATION	Size: A3
A	ACC TO LET NO:22/826455	1402.04.06				DRAWN	T.DADOLLAHI	1402.04.06		GENERAL SINGLE LINE DIAGRAM	Sheet: 2
Z	FIRST ISSUE	1402.03.15				CHECKED	S.SARABI	1402.04.06		Consultant NO.:	Next Sheet: 3
REV.	Description.	DATE				APPROVED	A.DEHGHAN	1402.04.06	DWG NO: MT-SUB-FJU-6275-DD-01-SH-001-K	Contract No:	

